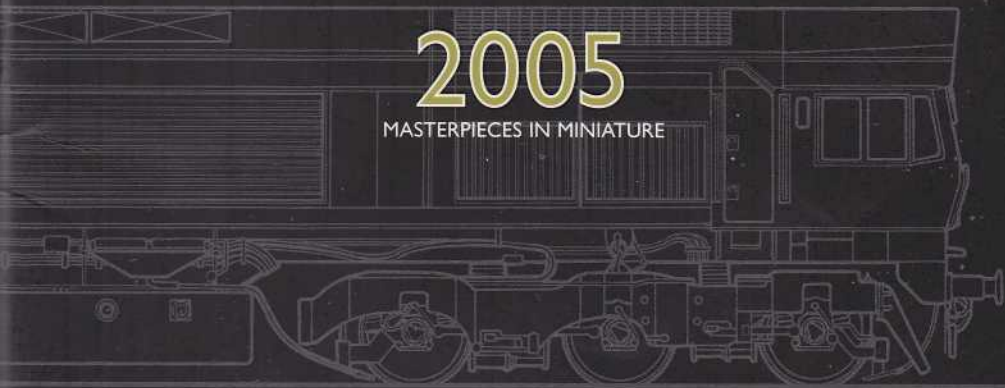


**GRAHAM
FARISH**
by **BACHMANN**



2005

MASTERPIECES IN MINIATURE



'N' GAUGE MODEL RAILWAYS

Welcome to the 2005 Graham Farish by Bachmann 'N' Scale Catalogue.

This is our first full year N Gauge Catalogue which marks 35 years of developing and producing the UK's leading brand of British UK outline model railway products. 2004 finished on a high for both steam and modern image modellers, with the release of the V2 and the Class 170 Turbostar models. 2005 will see no less than four new Diesels plus the return of six pre-existing GF models, all with new chassis units. The range will also be enhanced with the introduction of a considerable number of new wagons and coaches manufactured to our Blue Riband standard.

Continuing the success of the boxed train sets, there are five new versions available and as always they have liveried and numbered locomotives unique to the sets.

The exciting new Diesels include the last BR designed Class 60 Heavy Freight locomotive and the eagerly awaited GM Class 66. Enthusiasts will be pleased to see the return of the HST and Class 158's as well as the Class 101 DMU, GWR Railcar and the two Electric locomotives, all of which incorporate the best of Bachmann's technology, fitted with our new improved twin flywheel, five pole skew wound motorised mechanisms. The availability of a new centre car for the Class 170 will allow the release of the first, of several planned 3 car units and there will be new liveries for the Class 37 & 50 diesels.

The first of the Blue Riband coaches to appear will be the all new BR Mk 1 57ft Suburban coaches which incorporate a brand new Mk 1 bogie, and a BR Mk 1 57ft

Super BG. These models have the correct roof and body side profile as well as super detailed under frames. These will be followed by no less than five new 1960's style MK 1 Pullman coaches that will enable modellers to run the top 1960 and 70's express trains. The existing range of MK 1 coaches will expand with six new types, and will be released with the correct roof detail and interiors plus the new MK 1 bogie.

All our new wagons, manufactured to our Blue Riband standard include the massive 102 tonne HTA Bulk Coal Hopper wagon to complement the Class 66 Diesel. The fleet of small 4 wheel wagons will also be expanded by new models for various open plank and tank wagons. BR modellers will be pleased to see a variety of 16 Ton steel mineral wagons, the very popular 46 Tonne VGA van and the standard BR brake van.

This enlarged catalogue represents an excellent start for 2005. To keep up to date you can visit our web site www.grafar.co.uk where the latest news on developing products and release dates can be found.

To conclude, the Bachmann Collectors Club is now well established with a growing 'N' Gauge section. 2004 saw the introduction of our first Club exclusive locomotive, a Class 47 Virgin 'Pride of Toton' which you can purchase directly upon joining.

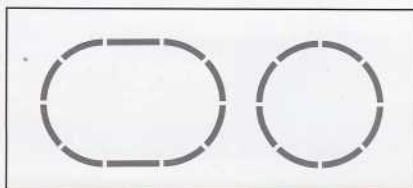
Visit www.bachmann.co.uk for details on how to join or turn to the back page of this catalogue. (Photocopies are acceptable)



The 'N' Gauge Class 47 Virgin 'Pride of Toton' Exclusive to Bachmann Collectors' Club members.
For more information on Bachmann Collectors' Club see the inside of the back cover.

Bachmann Products are recommended to run on a minimum 12" radius track but they will operate on 9".

A letter suffix to any item number indicates a re-run of the particular product, as a result running number and livery may differ to the image shown.
Bachmann Europe PLC reserve the right to change any item or detail without prior notice.
Errors and omissions excepted.



Train Sets

Pages 4 - 5

NEW



Diesel Locomotives

Pages 6 - 14

NEW



DMU and Electric Locomotives

Pages 15 - 18

NEW



Steam Locomotives

Pages 19 - 23

NEW



Wagons

Pages 24 - 30

Coaches

Pages 31 - 40

NEW



Also available:

**Locomotive Chassis, Scene Craft
and Power Transformer**

Page 41

Some '00' Scale images may be used to represent forthcoming 'N' Gauge products in this catalogue.

Train Sets

370-025

Starter Set

- Freelance 0-6-0 Loco
- Open Wagon
- Box Van
- Brake Van
- 8 piece curved track
- Bachmann transformer & controller

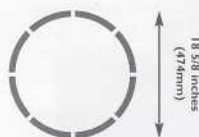


370-051

Freight Starter Set

NEW

- 0-6-0 Diesel shunter
- 3 wagons
- 8 piece curved track
- Bachmann transformer & controller



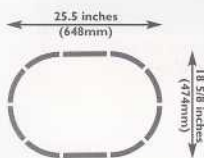
08 Livery may vary from illustration above.

370-076

Suburban Passenger Set

NEW

- Jinty 47285 2B
- 2 Coaches
- 8 piece curved track
- 2 piece straight track
- Bachmann transformer & controller



Train Sets

370-101

Elizabethan Passenger Set

NEW

- A4 Locomotive 60017 'Silver Fox'
- 4 coaches
- 8 piece curved track
- 2 piece straight track
- Bachmann transformer & controller

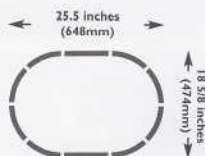


370-201

Diesel Freight Set

NEW

- Class 33 002 'Sea King'
- 5 Wagons
- 8 piece curved track
- 2 piece straight track
- Bachmann transformer & controller

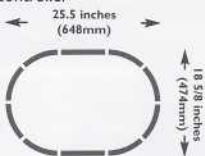


370-250

Diesel Fuel Freight Set

NEW

- Class 47 306 'The Sapper'
- 4 bogie tank wagon
- 8 piece curved track
- 2 piece straight track
- Bachmann transformer & controller



Diesel Locomotives

Class 08



371-003A

Diesel Shunter D4192 BR Green weathered



371-004A

Diesel Shunter 08748 BR Blue



371-006

Diesel Shunter 08585 Freightliner



371-007

Diesel Shunter 08648 BR Dept. Grey



371-008

13029 Diesel Shunter BR Black

Class 20



371-025

Class 20 Diesel 20 906 DRS



371-026

Class 20 Diesel D8134 BR green



371-027

Class 20 227 Railfreight yellow/Grey

Diesel Locomotives

Class 25



371-075

Class 25/3 Diesel D5237
BR Two tone green



371-076

Class 25/3 Diesel D7667
BR Blue

Class 31



371-100

Class 31
Diesel 31 601 'Bletchley Park'
Fragonset Railways



371-101

Class 31
Diesel 31410 Regional Railways

Class 33



371-126

Class 33
Diesel 33021 'Eastleigh'
Red Fragonset Railways



371-127

Class 33
Diesel 33035 'Spitfire'
Network SouthEast

Diesel Locomotives

Class 37

371-153

Class 37/4 37419
EW&S



371-154

Class 37/4 37429
'Eisteddfod Genedlaethol'
Regional Railways



371-155

Class 37/4 37417
'Highland Region'
BR Blue/ large logo



371-156

Class 37/4 D6607
'Ben Cruachan'
BR Green



371-157

Class 37/5
Diesel 37678 Red Stripe
Railfreight

NEW



371-158

Class 37/5
Diesel 37671 Railfreight
'Tre Pol and Pen'

NEW



Diesel Locomotives

Class 40



371-175

Class 40 Diesel D306
'Atlantic Conveyor' BR Green



371-176

Class 40 Diesel 40 051 BR
Blue

Class 44



371-200

Class 44 Diesel 44008
'Penyghent' BR Blue



371-201

Class 44 Diesel D1
'Scafell Pike' BR green

Class 47



371-229

Class 47
47150 Freightliner

Diesel Locomotives

Class 47/4

371-230

Class 47/4 Diesel 47635
'The Lass O' Ballochmyle'
BR Blue



371-231

Class 47/4 Diesel D1505
two tone green weathered
Late Crest



Class 50

371-251

Class 50 50 004
'St Vincent'
BR Blue/ large logo



NEW



371-252

Class 50 50 149
'Defiance'
BR Two tone grey

Image courtesy of Colin Marsden

Class 55

371-276

Class 55 55 006
'The Fife & Forfar Yeomanry'
BR Blue



371-277

Class 55 55 002
'The Kings Own Yorkshire
L/Infantry' BR Green
Late Crest



Diesel Locomotives

Class 56



371-300

Class 56 56105 EW&S



371-301

Class 56 56074
'Kellingley Colliery'
Loadhaul (Weathered)

Class 60

371-350

Class 60 Diesel 60052
'Glofa Twr' EWS



Image courtesy of Tom Smith

371-351

Class 60 Diesel 60078
Mainline Blue



Image courtesy of Tom Smith

Diesel Locomotives

Class 66

NEW



371-375

Class 66 Diesel 66135 EWS

Image courtesy of Tom Smith

NEW



371-376

Class 66 Diesel 66610 Freightliner

Image courtesy of Tom Smith

NEW



371-377

Class 66 Diesel 66701 GB Railfreight

Image courtesy of GBRF

Class 52



371-400

Class 52 Diesel D1023
"Western Fusilier"
BR Maroon



371-401

Class 52 Diesel D1030
"Western Musketeer"
Swindon Chromatic Blue

Diesel Locomotives

Class 45

NEW



371-575

Class 45 Diesel D67 'The Royal Artilleryman' BR Green

NEW



371-576

Class 45 Diesel 45 114 BR Blue with white roof

Class 46

NEW



371-585

Class 46 Diesel D163 'Leicestershire & Derbyshire Yeomanry'

NEW



371-586

Class 46 Diesel 46 053 BR Blue

Diesel Locomotives

Class 42

NEW



371-600

Class 42 Diesel D817
'Foxhound' BR
Maroon

NEW



371-601

Class 42 Diesel D804
'Avenger' BR
Blue

GWR Railcar

NEW



371-625

GWR Railcar BR
Brunswick Green

NEW



371-626

GWR Railcar
Shirtbutton
Chocolate/cream

Also available:

NEW 371-627

GWR Railcar BR Chocolate/Cream

Electric Locomotives

Class 170



371-425

170/1 2 car DMU
Midland Mainline



371-426

170/5 2 car DMU Central Trains



371-427

170/1 2 car DMU Southwest
Trains

NEW

Also Available: 371-428 170/4 3 Car DMU ScotRail

Class 168



371-435

168/1 Clubman 3 Car DMU Chiltern Railway

Class HST 125

Image courtesy of Chris Milner/ The Railway Magazine



371-475A

HST 125 Set Midland Mainline new livery

NEW

Also available: 371-479 HST 125 Set Intercity Swallow

Electric Locomotives

Class 101

NEW



371-510

101 2 Car DMU
BR Green

NEW 371-500

NEW 371-501

Also available:

101 2 Car DMU BR Green with speed whiskers

101 2 Car DMU Regional Railways

Class 158/159



371-526

159 3 car DMU Southwest
Trains



371-550A

158 2 car DMU Central Trains



371-553

158 2 car Wessex Trains
Alphaline



371-554

158 2 car DMU ScotRail

Electric Locomotives

Class 87



371-750

Class 87 87001 'Royal Scot'
Virgin Trains

Image courtesy of Dennis Lovett

Class 90



371-776

Class 90 90004 'City of Glasgow'
Virgin Trains

Image courtesy of Dennis Lovett



371-775

Class 90 90030
'Crewe Locomotive Works' EWS

Image courtesy of Tom Smith

Class 91



371-800

Class 91 91126 'York Minster'
with DVT Trailer GNER

Images courtesy of Tom Smith

Also available:

NEW 371-801

Class 91 91004 'Grantham' with DVT Trailer

Steam Locomotives

57xx/8750 Pannier Tank



371-903 57xx Pannier Tank 5796 BR Black Early Emblem



371-927 8750 Pannier Tank 4672 BR Black Late Crest

94xx Pannier Tank



371-952 94xx Pannier Tank 9436 BR Black Late Crest



371-953 94xx Pannier Tank 9409 GWR Green

J94



372-501 J94 68079 BR Black Early Emblem

Class 61xx

NEW



371-977

61xx Prairie Tank BR
Green Lined 5153 Late
Crest

Also available:
371-978

61xx Prairie Tank Great
Western 6116

3F

NEW



372-202 3F Jinty 47514 BR Black Late Crest

NEW



372-203 3F Jinty 47593 BR Black Early Emblem weathered

Steam Locomotives

Hall



372-000

49xx Hall 5955
'Garth Hall'
BR Green
Late Crest



372-001

49xx Hall 5955
'Sketty Hall'
Green
GWR

Castle



372-025

Castle Class 7033
'Hartebury Castle'
Single Chimney BR Green Early
Emblem



372-026

Castle Class 4080
'Powderham Castle'
Double Chimney BR Green Late
Crest

4F



372-050

Fowler 4F BR Black 44018 Early Emblem



372-051

Fowler 4F BR Black 44388 Late Crest

Steam Locomotives

Black 5



372-125

Black 5 lined LMS 5305



372-126

Black 5 BR Mixed Traffic lined
Early Emblem 44896

8F



372-150

8F/06 LNER 3107



372-151

8F 48045 Black Late Crest
Fowler tender

Duchess



372-177

8P 46252
'City of Leicester'
BR Green Late Crest



372-178

8P 46229
'Duchess of Hamilton'
BR Maroon Late Crest



Steam Locomotives

Crab



372-225

Midland Crab 42932
BR Late Crest



372-226

Midland Crab 13098
LMS crimson

West Country Class



372-275

West Country 21C101
'Exeter'
SR
Malachite Green



372-276

Battle of Britain 34064
'Fighter Command'
BR Green Late Crest



372-277

West Country 34051
'Winston Churchill'
BR Green Early Emblem

Steam Locomotives

Merchant Navy



372-300

Merchant 35018
'British India Line'
BR Green Early Emblem



372-301

Merchant 35009
'Canadian Pacific'
BR Blue Early Emblem

A4



372-351A

A4 4488
'Mallard'
LNER Garter Blue



372-353

A4 60027
'Merlin'
BR Green Late Crest

A3



372-377

A3 'Merry Hampton' 60066 BR Green Early Emblem

NEW



372-379

A3 'Flying Scotsman'
4472 LNER Doncaster Green
Double Chimney

Image courtesy of David Scott

Steam Locomotives

4MT Tank

NEW



372-527

4MT Tank 80038 BR Lined Black Late Crest weathered

NEW



372-528

4MT Tank 80036 BR Lined Black Early Emblem

King



372-550

King Class 6021
'King Richard II'
BR Blue Early Emblem



372-551

King Class 6008
'King James II'
Double Chimney BR Green
Late Crest

V2

NEW



372-600

V2 60800 'Green Arrow' BR Green Late
Crest



NEW



372-601

V2 60807 BR Lined Black Early Emblem

NEW



372-602

V2 4844 'Coldstreamer' LNER Doncaster
Green

Wagons



373-002A

Bulk Powder PCA Rugby Cement

NEW



373-003A

Bulk Powder PCA Wagon



373-004

Bulk Powder PCA Wagon 'Tunnel Cement'



373-005

Bulk Powder PCA Wagon 'RMC'



373-028

Bulk Aggregate Hopper PGA 'Redland'



373-029

Bulk Aggregate Hopper PGA 'Yeoman/Caib'



373-030

Bulk Aggregate Hopper PGA 'BIS'

NEW



373-033

Bulk Aggregate Hopper PGA 'Lafarge'



373-035A

51 Ton GLW Aggregate Hopper PGA 'Yeoman'

Image courtesy of Tom Smith



373-036

51 Ton GLW Aggregate Hopper PGA 'Railease'



373-037

51 Ton GLW Aggregate Hopper PGA 'ARC/Caib'



373-038

51 Ton GLW Aggregate Hopper PGA 'Tarmac'

NEW



373-076A

Taper Bulk Powder PCA Wagon



373-077

Taper Bulk Powder PCA Wagon Grey



373-078

Taper Bulk Powder PCA Wagon 'Lever Brothers'

Image courtesy of Paul Bartlett



373-052 29 Ton VBA Box Van 'Railfreight'

Image courtesy of Tom Smith



373-053 29 Ton VBA Box Van 'EWS'

Image courtesy of Tom Smith

Wagons



373-103

12 Ton Planked Vent Van LMS Grey



373-104

12 Ton Planked Vent Van BR Dark Grey



373-105

12 Ton Planked Vent Van BR Bauxite



373-128

12 Ton Ventilated Van GWR Dark Grey



373-129

12 Ton Ventilated Van BR (W) Bauxite



373-130

12 Ton Ventilated Van BR Light Grey

NEW



373-158

5 Plank Wagon 'J & R Stone'

NEW



373-159

5 Plank Wagon 'George Lovegrove & Co'

NEW



373-183

7 Plank Wagon 'Great Western Coal'

NEW



373-184

7 Plank Wagon 'Webb, Hall & Webb Ltd'



373-201A

16 Ton Steel Mineral Bauxite



373-203

16 Ton Steel Mineral Light Grey



373-225

12 Ton Fish van NE Brown



373-254

12 Ton Cattle Van NE Grey



373-251A

12 Ton Cattle Van BR Brown



373-250A

12 Ton Cattle Van LMS Grey

Wagons



373-325A 20 ton Toad Brake Van GWR Grey



373-326A 20 ton Toad Brake Van BR(W) Bauxite



373-327 20 ton Toad Brake Van BR Grey

Also available:
373-328 20 ton Toad Brake Van BR Bauxite S&T Dept



373-425 50 Ton Bogie Sulphate Wagon NE



373-402 31 Ton 5 Plank Open Wagon OAA Early
 Railfreight brown



373-403 31 Ton 5 Plank Open Wagon OAA
 Railfreight red/grey



373-450A

63ft Bogie Wagon with Two 30ft
 Containers
 'Freightliner'



373-451A

63ft Bogie Wagon with Three 20ft
 Containers
 'Freightliner'

Also available:

373-452 63ft Bogie Wagon with Two 30ft Containers Freightliner Red

373-453 63ft Bogie Wagon with Three 20ft Containers Mixed early liveries (Freightliner)

Wagons



373-475

46 Ton glw CEA Covered
Hopper Orange/Black



373-476

46 Ton glw CEA Covered
Hopper EWS



373-502

46 Ton glw HSA Hopper Brown



373-505

46 Ton glw HEA Hopper EWS



373-506

46 Ton glw HEA Hopper Coal Sector



373-507

46 Ton glw HEA Hopper Railfreight

NEW



373-552

100 Ton Bogie Tank Wagon 'BP'

Also available:

373-550A 100 Ton Bogie Tank
Wagon 'Shell/BP'

Image courtesy of Paul Bartlett

NEW



373-553

100 Ton Bogie Tank Wagon 'Fina'

Also available:

373-551A 100 Ton Bogie Tank
Wagon 'Fina'

Image courtesy of Paul Bartlett



373-525

22 Ton Presflo Cement Wagon
Rugby Cement

Also available:

373-527

22 Ton Presflo Cement Wagon
Pozzoianic

373-526

22 Ton Presflo Cement Wagon
Blue Circle



373-575A

46 tonne glw MEA Open
Mineral Wagon EWS



373-576

46 tonne glw MEA Open
Mineral Wagon Coal Sector



373-577

46 tonne glw MEA Open
Mineral Wagon Mainline

Wagons



373-600

46 tonne VGA Sliding wall van EWS



373-601

46 tonne VGA Sliding wall van
Railfreight Speedlink

Also available:
373-602

46 tonne VGA Sliding wall van
Railfreight Distribution

NEW



373-650

14 Ton Tank Wagon
'National Benzole'

NEW



373-651

14 Ton Tank Wagon
'Shell Electrical Oils'

NEW



373-652

14 Ton Tank Wagon
'Bitumuls'

NEW



373-675

14 Ton Tank Wagon
with large filler 'Mobil'

NEW



373-676

14 Ton Tank Wagon with
large filler 'The Kalchester'

NEW



373-677

14 Ton Tank Wagon with
large filler 'Carbrine Motor Spirit'



373-875A

MFA 24 Tonne Open Box
Mineral Wagon Mainline



373-877A

MFA 24 Tonne Open Box
Mineral Wagon RFD



373-878

MFA 24 Tonne Open Box
Mineral Wagon EWS



373-850

102 Tonne glw HTA Bulk
Coal Hopper Wagon EWS

Wagons

Image courtesy of Paul Bartlett



373-900

46 Tonne gwl HAA Hopper

Image courtesy of Tom Smith



373-901

46 Tonne gwl HAA Hopper EWS

Image courtesy of Paul Bartlett



373-902

46 Tonne gwl HAA Hopper Coal Sector

NEW



377-050

5 Plank steel floor wagon
'James Dunford'

NEW



377-051

5 Plank wooden floor wagon
'F.H.Silver & Co'

NEW



377-052

5 Plank wooden floor wagon
'Hucknall'

NEW



377-075

7 Plank end door wagon
'Goldendale Iron Co'

NEW



377-076

7 Plank end door wagon
'Douglas Bank Colliery'

NEW



377-077

7 Plank end door wagon
'Wimberry Colliery'

NEW



377-125

8 Plank end door wagon
'Bagley'

NEW



377-126

8 Plank end door wagon
'Boston Deep Sea Fishing'

NEW



377-127

8 Plank end door wagon
'J R Wood'

NEW



377-150

8 Plank Wagon
'A J Salter'

NEW



377-151

8 Plank Wagon
'Musgrave'

NEW



377-152

8 Plank Wagon
'Charles Ward'

Wagons

NEW



377-175 7 Plank Wagon with Coke Rail 'New Cransley'

NEW



377-176 7 Plank Wagon with Coke Rail BR grey

NEW



377-200 8 Plank Wagon with Coke Rail 'Birley'

NEW



377-201 8 Plank Wagon with Coke Rail 'Modern Transport'

NEW



377-202 8 Plank Wagon with Coke Rail 'Stamford'

NEW



377-225 16 Ton Steel Mineral Wagon End Door BR Grey

NEW



377-226 16 Ton Steel Mineral Wagon End Door BR Bauxite

NEW



377-250 16 Ton Steel Mineral Wagon BR Grey

NEW



377-251 16 Ton Steel Mineral Wagon BR Light Grey

NEW



377-276 27 Ton Steel Tippler Wagon Chalk

NEW



377-277 27 Ton Steel Tippler Wagon

NEW



377-450 16 Ton Slope Sided Mineral Wagon riveted side door grey

NEW



377-451 16 Ton Slope Sided Mineral Wagon, Riveted Side Door MTW

Also available:

377-275
27 Ton Steel Tippler Wagon
Iron Ore

377-252
16 Ton Steel Mineral Wagon
ZHV Olive Green

NEW



377-525 20 Ton Brake Van BR Bauxite

NEW



377-526 20 Ton Brake Van BR Grey

NEW



377-535 20 Ton Brake Van BR flush ends Railfreight

Coaches

Coaches SO



374-000 Mk1 Open Second SO Crimson/Cream (M)



374-001 Mk1 Open Second SO Green (S)



374-002 Mk1 Open Second SO Chocolate/Cream (W)



374-004 Mk1 Open Second SO Intercity (E)



374-003 Mk1 Open Second SO Maroon (E)



374-005 Mk1 Open Second SO Regional Railways

Coaches BG

NEW



374-025A Mk1 BG Full Brake Grey/ Blue Newspapers



374-026A Mk1 BG Full Brake Crimson/ Cream



374-027A Mk1 BG Full Brake Maroon (E)



374-028 Mk1 BG Full Brake SR Green

NEW



374-029A Mk1 BG Full Brake Chocolate/Cream (W)



374-030 Mk1 NHA Full Brake 'Intercity'

Coaches



374-031 Mk1 NEA Full Brake 'Regional Railways'



374-032 Mk1 NEA Full Brake 'RES' Red/ Grey

Coaches SK

NEW



374-050C Mk1 Corridor Second SK Crimson/Cream (M)



374-051A Mk1 Corridor Second SK Green (M)

NEW



374-052 Mk1 Corridor Second SK Chocolate/Cream (W)



374-053C Mk1 Corridor Second SK Maroon (E)



374-054 Mk1 Corridor Second SK Intercity



374-055A Mk1 Corridor Second SK Blue/Grey

Coaches BCK

NEW



374-075A

Mk1 Corridor Brake Comp BCK Crimson/Cream (M)



374-076A

Mk1 Corridor Brake Comp BCK Green (S)



374-077A

Mk1 Corridor Brake Comp BCK Choc/Cream (W)



374-078A

Mk1 Corridor Brake Comp BCK Maroon (E)

Coaches

Coaches BCK



374-079 Mk1 Corridor Brake Comp BCK 'Intercity'



374-080 Mk1 Corridor Brake Comp BCK Blue/Grey

Coaches RMB/RBR



374-100A Mk1 Mini Buffet RMB Green (S)



374-101A Mk1 Mini Buffet RMB Chocolate/Cream (W)



NEW

374-102A Mk1 Mini Buffet RMB Maroon (E)



374-103 Mk1 Buffet Car RBR Intercity

Coaches RU



NEW

374-115 Mk1 Restaurant Car RU Blue/Grey



NEW

374-116 Mk1 Restaurant Car RU Maroon



NEW

374-117 Mk1 Restaurant Car RU Chocolate and cream



NEW

374-118 Mk1 Restaurant Car RU Intercity

Coaches

Coaches GUV

NEW



374-125A

Mk1 GUV General Utility Van Blue Express Parcels



374-126

Mk1 GUV General Utility Van Blue/Grey I.C. Motorail

NEW



374-127A

Mk1 GUV General Utility Van Rail Express Red

Coaches FK



374-150

Mk1 Corridor First FK Crimson/Cream (M)



374-152

Mk1 Corridor First FK Chocolate/Cream (W)



374-153

Mk1 Corridor First FK Maroon (E)



374-155

Mk1 Corridor First FK Regional Railways



374-154

Mk1 Corridor First FK Intercity



374-151

Mk1 Corridor First FK Green (S)

Coaches

Coaches BSK



374-175 MkI Corridor Brake Second BSK Crimson/Cream (M)



374-176 MkI Corridor Brake Second BSK Green (S)



374-177 MkI Corridor Brake Second BSK Choc/Cream(W)



374-178 MkI Corridor Brake Second BSK Maroon (E)



374-179 MkI Corridor Brake Second BSK Intercity



374-180 MkI Corridor Brake Second BSK Regional Railways

Coaches Pullman



374-200 MkI Pullman Parlour 1st Car FP

Also available:

NEW

- 374-210 MkI Pullman Parlour 2nd Car SP
- 374-220 MkI FK Pullman Kitchen 1st Car FK
- 374-230 MkI Pullman Kitchen 2nd Car SK
- 374-240 MkI Pullman Bar Car 2nd BSP

CK



374-250 MkI Composite CK Crimson/Cream (M)



374-251 MkI Composite CK Green (S)



374-252 MkI Composite CK Chocolate/Cream (W)



374-253 MkI Composite CK Maroon

Coaches

Coaches Suburban

NEW



374-280 Mk1 57ft Suburban Composite Coach Crimson (W)

NEW



374-281 Mk1 57ft Suburban Composite Maroon (M)

NEW



374-290 Mk1 57ft Suburban Open 2nd Coach Crimson (W)

NEW



374-291 Mk1 57ft Suburban Open 2nd Maroon (M)

NEW



374-310 Mk1 57ft Suburban Brake end Maroon (W)

NEW



374-311 Mk1 57ft Suburban Brake end Crimson (M)

Also available:

NEW

374-270

Mk1 57ft Suburban Coach Crimson

NEW

374-271

Mk1 57ft Suburban Coach Maroon

TF

NEW



374-350A Mk3 75ft Coach TF Midland Mainline new livery



374-351 Mk3 75ft Coach TF First Great Western



374-352

Mk3 75ft Coach TF GNER

Also available:

374-354

NEW

Mk3 75ft Coach TF Intercity Swallow

Coaches

RFO Coaches

NEW



374-804 BR Mk1 Restaurant Car RFO

NEW



374-800 BR Mk1 Restaurant Car RFO

NEW



374-801 BR Mk1 Restaurant Car RFO

NEW



374-802 BR Mk1 Restaurant Car RFO



374-803 BR Mk1 Restaurant Car RFO

TS

NEW



374-325A Mk3 75ft Coach TS Midland Mainline new livery



374-326 Mk3 75ft Coach TS First Great Western

Also available: **NEW** **374-329** Mk3 75ft Coach TS Intercity Swallow

TRFB Coaches

NEW



374-375A Mk3 75ft Coach TRFB Midland Mainline new livery



374-376 Mk3 75ft Coach TRFB First Great Western



374-377 Mk3 75ft Coach TRFB Virgin Trains



374-378 Mk3 75ft Coach TRFB GNER

Also available: **NEW** **374-379** Mk3 75ft Coach TRFB Intercity Swallow

Coaches

TGS Coaches

NEW



374-400

Mk3 75ft Coach TGS Midland Mainline new livery



374-401

Mk3 75ft Coach TGS First Great Western

NEW



374-402

Mk3 75ft Coach TGS First Virgin Trains



374-403

Mk3 75ft Coach TGS GNER

NEW



374-475

Mk3 75ft Sleeper Car SLEP First Great Western

Also available:

NEW

374-404

Mk3 75ft Coach TGS Intercity Swallow

374-476

Mk3 75ft Sleeper Car SLEP
Scotrail Caledonian

Coaches RFM/TSO

NEW



374-575

Mk4 75ft Coach TSO GNER

Image courtesy of Chris Holland

Also available:

NEW

374-550 Mk4 75ft Coach TSOE GNER

374-525 Mk4 75ft Coach TSDOD GNER

374-500 Mk3 75ft Coach RFM Virgin Trains

Driving Brake Van

NEW



374-650

Mk4 Driving Brake Van GNER

Image courtesy of Tom Smith

Coaches

Coaches TFO/TRFM

Image courtesy of Tom Smith



Mk4 75ft Coach TFO GNER

Also available: **NEW** 374-625 Mk4 75ft Coach TRFM GNER

Coaches BSO



374-675

Mk2F 65ft Coach BSO Virgin Trains



374-676

Mk2D 65ft Coach BSO First Great Western



374-677

Mk2F 65ft Coach BSO Blue/Grey

Coaches RFB/ RMBF/ TSO



374-700

Mk2F 65ft Coach RFB Virgin Trains



374-701

Mk2D 65ft Coach RMBF First Great Western



374-702

Mk2F 65ft Coach RFB Blue Grey



374-725

Mk2E 65ft Coach TSO Virgin Trains

Coaches

Coaches RFB/ RMBF/ TSO



374-726

Mk2D 65ft Coach TSO First Great Western



374-727

Mk2E 65ft Coach TSO Blue/Grey

Coaches TFO



374-750

Mk2F 65ft Coach TFO Virgin Trains



374-751

Mk2E 65ft Coach TFO First Great Western



374-752

Mk2F 65ft Coach TFO Blue/Grey

Coaches BG



374-775

Mk1 Full Brake Super BG Rail Express Systems



374-776

Mk1 Full Brake Super BG Royal Mail



374-777

Mk1 Full Brake Super BG revised livery EWS/Royal Mail



374-778

Mk1 Full Brake Super BG Royal Mail

Image courtesy of Tom Smith

Loco Chassis

376-000	94xx Pannier Tank
376-005	57xx/8750 Pannier Tank
376-010	Hall Class
376-015	Castle Class
376-020	King Class
376-025	61xx Prairie Tank
376-030	J94 Saddle Tank
376-035	A3/A4 Loco
376-045	3F Jinty
376-050	4F Fowler
376-055	5MT Black Five
376-060	8F Stanier
376-065	6P/5F Crab
376-070	8P Duchess
376-075	Class 4MT Tank
376-080	B of B/WC / MN
376-085	Class 08 Diesel
376-090	Class 47 Diesel
376-095	Class 37 Diesel
376-100	Class 56 Diesel
376-105	Class 31 Diesel
376-110	Class 40 Diesel
376-115	HST 125 Diesel
376-120	Class 101 DMU
376-125	GWR Railcar
376-130	Class 20 Diesel
376-135	Class 25 Diesel
376-140	Class 33 Diesel
376-145	Class 50 Diesel
376-150	Class 55 Diesel
376-155	Class 52 Diesel
376-160	Class 158 DMU
376-165	Class 87 Electric
376-170	Class 90 Electric
376-175	Class 91 Electric
376-180	Motor Bogie

Scene Craft

376-200	Platforms (2)
376-201	Ramps (2)

Power Transformer

379-500	N Gauge. Controller 230/240 Volts 3amps
---------	---


LET'S MAKE A SCENE OF IT.

MAKE LANDSCAPES LIKE A PROFESSIONAL WITH WOODLAND SCENICS



ROCK FACES (LK951)

Teaches how to make and colour realistic rock formations. Kit provides materials and colours to make 4-5 rocks.



LANDSCAPING (LK954)

Teaches how to create convincing landscapes using our complete line of scenery products. Kit covers a 2'x2'.



TREES (LK953)

Teaches how easy it is to create and add trees to your landscape. Includes both deciduous and pine trees, 18 in total.



WOODLAND SCENICS

For more information please visit:
www.bachmann.co.uk

DON'T BE LEFT ON THE PLATFORM

JOIN THE BACHMANN COLLECTORS' CLUB AND ENJOY THE RIDE

The Club, established for several years, has a thriving active membership of around 5000 modellers who enjoy the benefits offered by the club:

- Members Exclusive Wagon Model
- Four Quarterly Magazines, written with modellers in mind.
- Yearly Branchline or Farish Catalogues.
- Opportunity to purchase Members exclusive club loco models.
- Membership Card.
- Railway Themed Calendar.
- Competitions.

So if you model in either '00' or 'N' the Club is the inside track to news on up and coming developments, models plus what's happening at Bachmann Europe.

Membership costs just £16 per year (UK) and runs on a yearly basis from July to June, so don't delay, join now and get this Club years items.

For more information complete the slip inside every Bachmann/Farish Loco model or Photocopy and fill in the Membership Application form below then post to the address at the bottom left of the form.



Exclusive 'N' Gauge Members Wagon



Quarterly Magazine



Exclusive '00' Scale Members Wagon



BACHMANN COLLECTORS' CLUB

New Membership Application Form



One years membership to 'The Bachmann Collectors' Club' costs just:

- £16 UK, Northern Ireland and Channel Isles.
- £25 Eire/Rest of world

(Membership commences on the 1st July each year for 12 months.)

Members Details.

Name:

Address:

County:

Post Code:

Country:

Telephone No:

Email:

Please enrol me as a member of the 'Collectors' Club'

- I enclose a UK Cheque/Postal Order for £16
or
- I enclose a Eurocheque/Foreign draft, drawn on a London Bank in Sterling for £
(All cheques to be made payable to 'Bachmann Collectors' Club')
or
- Please debit £ Sterling to my
- Visa
- Mastercard
- Switch

Card No:

Expiry Date: Issue No:

Signature: Date:

Send this form with your remittance to the address shown below

Bachmann Collectors' Club,
PO BOX 7820, Barwell, Leicestershire, LE9 8EY
Tel: 0870 751 9990 Fax: 0870 751 9991
www.bachmann.co.uk

FOR OFFICE USE ONLY.

Date received

Payment processed

Cheque No.

2005

PRICE LIST

DATE: ACCOUNT No:

CUSTOMER:

ADDRESS:

AGENT:

SIGNATURE:

Qty	Item No.	DESCRIPTION	R.R.P.
TRAIN SETS			
	370-025	JUNIOR STARTER SET WITH 0-6-0 AND 3 WAGONS	49-95
	370-051	FREIGHT STARTER SET WITH 0-6-0 DIESEL SHUNTER AND 3 WAGONS	69-95
	370-076	SUBURBAN PASSENGER SET 0-6-0 JINTY TANK AND 2 COACHES	79-95
	370-101	"ELIZABETHEN" PASSENGER SET WITH A4 LOCO AND 4 COACHES	149-95
	370-201	DIESEL FREIGHT SET WITH CLASS 33 LOCO AND 5 WAGONS	99-95
	370-250	DIESEL TANK FREIGHT SET CLASS 47 LOCO AND 4 BOGIE TANK WAGONS	129-95
LOCOMOTIVES			
	371-003A	CLASS 08 D4192 DIESEL SHUNTER BR GREEN I/CREST WEATHERED	40-25
	371-004A	CLASS 08 08748 DIESEL SHUNTER BR BLUE	38-25
	371-006	CLASS 08 08585 DIESEL SHUNTER FREIGHTLINER GREEN/YELLOW	38-25
	371-007	CLASS 08 08645 DIESEL SHUNTER BR DEPARTMENTAL	38-25
	371-008	CLASS 08 13029 DIESEL SHUNTER BR BLACK	38-25
	371-025	CLASS 20 DIESEL 20906 DNS	62-95
	371-026	CLASS 20 DIESEL D8134 BR GREEN	62-95
	371-027	CLASS 20 DIESEL 20227 RAILFREIGHT YELLOW/GREY	62-95
	371-075	CLASS 25/3 DIESEL D5237 BR TWO TONE GREEN	62-95
	371-076	CLASS 25 DIESEL D7667 BR BLUE WEATHERED	66-10
	371-100	CLASS 31 DIESEL "BLETCHLEY PARK" 31601 FRAGONSET RAILWAYS	68-50
	371-101	CLASS 31 DIESEL 31410 REGIONAL RAILWAYS	68-50
	371-126	CLASS 33 DIESEL 33021 "EASTLEIGH" RED FRAGONSET RAILWAYS	62-95
	371-127	CLASS 33 DIESEL 33035 "SPITFIRE" NETWORK SOUTHEAST	62-95
	371-153	CLASS 37/4 DIESEL 37419 EWS	73-95
	371-154	CLASS 37/4 37429 EISTEDDIOF GENEALIAETHOL REGIONAL RAILWAYS	73-95
	371-155	CLASS 37/4 DIESEL 37408 HIGHLAND BR BLUE LARGE LOGO	73-95
	371-156	CLASS 37/4 DIESEL 37403 BEN CULACHAN BR GREEN	73-95
	371-157	GWR RAILCAR 37678 RED STRIPE/RAILFREIGHT	73-95
	371-158	CLASS 37/5 DIESEL 37671 RAILFREIGHT "Tire Pol and Pen"	73-95
	371-175	CLASS 40 DIESEL D306 "ATLANTIC CONVEYOR" BR GREEN I/CREST	73-95
	371-176	CLASS 40 DIESEL 40051 BR BLUE	73-95
	371-200	CLASS 44 DIESEL 44008 "PENNGHENT" BR BLUE	75-95
	371-201	CLASS 44 DIESEL D1 "SCAFFEL PIKE" BR GREEN	75-95
	371-229	CLASS 47 DIESEL FREIGHTLINER 47150	73-95
	371-230	CLASS 47 DIESEL 47635 "THE LASS O BALLOCHMYLE" BR BLUE LG LOGO	73-95
	371-231	CLASS 47 DIESEL D1505 BR TWO TONE GREEN WEATHERED	77-95
	371-251	CLASS 50 DIESEL "ST VINCENT" BR BLUE/YELLOW 50004	72-50
	371-252	CLASS 50 DIESEL 50149 "DEFIANCE" BR TWO TONE GREY	72-50
	371-276	CLASS 55 DIESEL 55006 "THE FIFE & FORFAR YEOMANRY"	73-95
	371-277	CLASS 55 55002 THE KINGS OWN YORKSHIRE I/INFANTRY BR GREEN	73-95
	371-300	CLASS 56 DIESEL 56005 E.W.S	73-95
	371-301	CLASS 56 DIESEL 56074 "KELLINGLEY COLLIERY" LOADHAUL WEATHERED	77-65
	371-350	CLASS 60 DIESEL 60052 "GLOFA TW" E.W.S	76-95
	371-351	CLASS 60 DIESEL 60079 MAHLINIE BLUE	76-95

Qty	Item No.	DESCRIPTION	R.R.P.
	371-375	CLASS 66 DIESEL 66135 EWS	76-95
	371-376	CLASS 66 DIESEL 66610 FREIGHTLINER	76-95
	371-377	CLASS 66 DIESEL 66701 GB RAILFREIGHT	76-95
	371-400	CLASS 52 DIESEL D1023 "WESTERN FUSILIER" BR MAROON	73-95
	371-401	CLASS 52 DSL D1030 "WESTERN MUSKETEER" SWINDON CHROMATIC BL	73-95
	371-425	170/1 2 CAR DMU MIDLAND MAINLINE	84-50
	371-426	170/5 2 CAR DMU CENTRAL TRAINS	84-50
	371-427	170/3 2 CAR DMU SOUTHWEST TRAINS	84-50
	371-428	170/4 3 CAR DMU SCOTRAIL FIRST GROUP	89-50
	371-435	168/1 CLUBMAN 3 CAR DMU CHILTON RAIL	89-50
	371-475	HST 125 SET MIDLAND MAINLINE NEW LIVERY	89-95
	371-479	HST 125 INTERCITY SWALLOW	89-95
	371-500	CLASS 101 2 CAR DMU BR GREEN WITH SPEED WHISKERS	74-95
	371-501	CLASS 101 2 CAR "REGIONAL RAILWAYS"	74-95
	371-510	CLASS 101 3 CAR DMU BR GREEN	82-95
	371-526	159 3 CAR DMU SOUTHWEST TRAINS	86-50
	371-550A	158 2 CAR DMU CENTRAL TRAINS	82-50
	371-553	158 2 CAR DMU WESSEX TRAINS ALPHALINE	82-50
	371-554	158 2 CAR DMU SCOT RAIL	82-50
	371-575	CLASS 45 DIESEL D67 "THE ROYAL ARTILLERYMAN" BR GREEN	75-95
	371-576	CLASS 45 DIESEL 45114 BR BLUE	75-95
	371-585	CLASS 46 DIESEL D163 "LEIC & DERBYS YEOMANRY" BR GREEN	75-95
	371-586	CLASS 46 DIESEL 46053 BR BLUE	75-95
	371-600	CLASS 42 DIESEL D817 "FOXHOUND" BR MAROON	73-95
	371-601	CLASS 42 DIESEL D804 "AVENGER" BR BLUE	73-95
	371-625	GWR RAILCAR BRUNSWICK GREEN	67-95
	371-626	GWR RAILCAR SHIRT BUTTON CHOCOLATE/CREAM	67-95
	371-627	GWR RAILCAR BR CRIMSON/CREAM	67-95
	371-750	CLASS 87 "ROYAL SCOT" VIRGIN TRAINS 87001	76-50
	371-775	CLASS 90 "CREVE LOCOMOTIVE WORKS" 90030 EWS	76-50
	371-776	CLASS 90 "CITY OF GLASGOW" 90004 VIRGIN TRAINS	76-50
	371-800	CLASS 91 "YORK MINSTER" WITH DVD TRAILER 91026 GNER	86-95
	371-801	CLASS 91 91004 "GRANTHAM" WITH DVD TRAILER	86-95
	371-903	57X PANNIER TANK 5796 BR BLACK EARLY EMBLEM	46-25
	371-927	8750 PANNIER TANK 4672 BR BLACK LATE CREST	46-25
	371-952	940X PANNIER TANK 9436 BR BLACK LATE CREST	46-25
	371-953	940X PANNIER TANK 9409 GWR GREEN	46-25
	371-977	61X PRAIRIE TANK BR GREEN LINED 5153 LATE CREST	54-95
	371-978	61X PRAIRIE TANK GREAT WESTERN 6116 GREEN	54-95
	372-000	490X HALL 5955 "GARTH HALL" BR GREEN LATE CREST	68-25
	372-001	490X HALL 4931 "SKETTY HALL" GWR GREEN	68-25
	372-025	CASTLE CLASS 7033 "HARTLEBURY CASTLE" BR GREEN EARLY EMBLEM	68-25
	372-026	CASTLE CLASS 4080 "POWDERHAM CASTLE" D/C BR GREEN LATE CREST	68-25

Qty	Item No.	DESCRIPTION	R.R.P.
	372-050	FOWLER 4F BR BLACK 44018 EARLY EMBLEM	63-95
	372-051	FOWLER 4F BR BLACK 44558 LATE CREST	63-95
	372-125	BLACK 5 LINED BLACK 5305 LMS	79-95
	372-126	BLACK 5 MIXED TRAFFIC LINED BR BLACK 44896 EARLY EMBLEM	79-95
	372-150	8F / 06 LNER 3107 BLACK	83-95
	372-151	8F 48045 BLACK LATE CREST	83-95
	372-177	8P 46252 'CITY OF LEICESTER' CRIMSON LATE CREST	83-95
	372-178	8P 46229 'DUCHESS OF HAMILTON' BR GREEN EARLY EMBLEM	83-95
	372-202	3F JINTY 47514 BR BLACK LATE CREST	44-95
	372-203	3F JINTY 47593 BR BLACK EARLY EMBLEM WEATHERED	47-95
	372-225	MIDLAND CRAB 42932 BR LATE CREST	79-95
	372-226	MIDLAND CRAB 13098 LMS CRIMSON FULLY LINED	79-95
	372-275	WEST COUNTRY 21C101 'EXETER' SR MALACHITE GREEN	85-95
	372-276	BATTLE OF BRITAIN 34064 'FIGHTER COMMAND' BR GREEN L/CREST	85-95
	372-277	WEST COUNTRY 34055 'WINSTON CHURCHILL' BR GREEN E/EMBLEM	85-95
	372-300	MERCHANT NAVY 35018 'BRITISH INDIA LINE' BR GREEN E/EMBLEM	85-95
	372-301	MERCHANT NAVY 35005 'CANADIAN PACIFIC CO' BR BLUE E/EMBLEM	85-95
	372-351A	A4 4468 MALLARD CARTER BLUE EARLY EMBLEM	89-95
	372-353	A4 60022 'MERLIN' BR GREEN LATE CREST	89-95
	372-377	A3 'MERRY HAMPTON' 60066 BR GREEN EARLY EMBLEM D/CHIMNEY	86-95
	372-379	A3 4472 'FLYING SCOTSMAN' DOUBLE CHIMNEY S/DEFLECTORS	86-95
	372-501	JH 68012 BR BLACK LATE CREST	39-25
	372-527	4MT TANK 80038 BR LINED BLACK LATE CREST WEATHERD	69-95
	372-528	4MT TANK 80026 BR LINED BLACK EARLY EMBLEM	65-95
	372-550	600X KING CLASS 6021 'KING RICHARD II' BR BLUE E/EMBLEM	68-25
	372-551	600X KING CLASS 6008 'KING JAMES II' D/C BR GREEN LATE CREST	68-25
	372-600	V2 'GREEN ARROW' 60800 BR GREEN LATE CREST	89-95
	372-601	V2 BR LINED BLACK 60807 EARLY EMBLEM	89-95
	372-602	V2 'COLDSTREAMER' 4844 LNER DONCASTER GREEN	89-95
WAGONS			
	373-002A	BULK POWDER PCA 'RUGBY CEMENT'	6-50
	373-003A	BULK POWDER PCA WAGON BLUE CIRCLE CEMENT WEATHERED	6-65
	373-004	BULK POWDER PCA WAGON TUNNEL CEMENT WEATHERED	6-65
	373-005	BULK POWDER PCA WAGON R.M.C.	6-50
	373-028	BULK AGGREGATE HOPPER PCA REDLAND	6-50
	373-029	BULK AGGREGATE HOPPER PGA YEOMAN CAIB	6-50
	373-030	BULK AGGREGATE HOPPER PCA B.S.J.	6-50
	373-033	BULK AGGREGATE HOPPER PGA LAJARGE	6-50
	373-035A	51 TON GLW AGGREGATE HOPPER PGA YEOMAN	6-70
	373-036	51 TON GLW AGGREGATE HOPPER PGA RAILLEASE	6-50
	373-037	51 TON GLW AGGREGATE HOPPER PGA ARC CAIB	6-50
	373-038	51 TON GLW AGGREGATE HOPPER PGA TARMAC	6-50
	373-052	29 TON VAB BOX VAN RAILFREIGHT	6-15
	373-053	29 TON VAA BOX VAN EWS	6-15
	373-076A	TAPER BULK POWDER PCA WAGON PLAIN GREY	6-50
	373-077	TAPER BULK POWDER PCA WAGON GREY	6-50
	373-078	TAPER BULK POWDER PCA WAGON PURPLE LEVER BROTHERS	6-65
	373-103	12 TON PLANKED VENT VAN L.M.S. GREY	4-15
	373-104	12 TON PLANKED VENT VAN BR DARK GREY	4-15
	373-105	12 TON PLANKED VENT VAN BR BALUXITE	4-15
	373-128	12 TON VENTILATED VAN GWR D/GREY	4-50
	373-129	12 TON VENTILATED VAN BR (W) BALUXITE	4-50
	373-130	12 TON VENTILATED VAN BR LIGHT GREY	4-50
	373-158	5 PLANK WAGON JGR STONE	4-30
	373-159	5 PLANK WAGON GEORGE LOVEGROVE & CO	4-30

Qty	Item No.	DESCRIPTION	R.R.P.
	373-183	7 PLANK WAGON 'THE GREAT WESTERN'	4-60
	373-184	7 PLANK WAGON 'WEBB, HALL & WEBB LTD	4-60
	373-201A	16 TON STEEL BALUXITE MINERAL	4-15
	373-203	16 TON STEEL L/GREY MINERAL	4-30
	373-225	12 TON FISH VAN NE BROWN	4-15
	373-250A	12 TON CATTLE VAN L.M.S. GREY	4-15
	373-251A	12 TON CATTLE VAN BR(W) BROWN	4-15
	373-254	12 TON CATTLE VAN NE GREY	4-30
	373-325A	20 TON TOAD BRAKE VAN GWR GREY	6-50
	373-326A	20 TON TOAD BRAKE VAN BR (W) BALUXITE	6-50
	373-327	20 TON TOAD BRAKE VAN BR GREY	6-50
	373-328	20 TON TOAD BRAKE VAN BR BALUXITE 56T	6-50
	373-402	31 TON OPEN 5 PLANK WAGON OAA	5-40
	373-403	31 TON OPEN 5 PLANK WAGON OAA	5-40
	373-425	50 TON BOGIE SULPHATE WAGON	8-95
	373-450A	63T BOGIE WAGON WITH TWO 30T CONTAINERS	6-50
	373-451A	63T BOGIE WAGON WITH THREE 20T CONTAINERS	8-95
	373-452	63T BOGIE WAGON WITH TWO 20T CONTAINERS	9-25
	373-453	63T BOGIE WAGON WITH THREE 20T CONTAINERS	9-25
	373-475	46 TONNE glw CEA COVERED HOPPER ORANGE/BLACK	6-95
	373-476	46 TONNE glw CEA COVERED HOPPER EWS	6-95
	373-502	46 TONNE glw HSA HOPPER BROWN	6-75
	373-505	46 TONNE glw HEA HOPPER	6-75
	373-506	46 TONNE glw HEA HOPPER	6-75
	373-507	46 TONNE glw HEA HOPPER	6-75
	373-525	22 TON PRESFLO CEMENT WAGON 'RUGBY CEMENT'	5-20
	373-526	22 TON PRESFLO CEMENT WAGON 'BLUE CIRCLE'	5-20
	373-527	22 TON PRESFLO CEMENT WAGON 'POZZOLANIC'	5-20
	373-550A	100 TON BOGIE TANK 'SHELL/BP' WAGON	9-50
	373-551A	100 TON BOGIE TANK 'FINA' WAGON	9-50
	373-552	100 TON BOGIE FUEL TANKER 'BP'	9-50
	373-553	100 TON BOGIE FUEL TANKER 'BP'	9-50
	373-575A	46 TONNE glw MEA OPEN MINERAL WAGON EWS	6-70
	373-576	46 TONNE glw MEA OPEN MINERAL WAGON COAL SECTOR	6-70
	373-577	46 TONNE glw MEA OPEN MINERAL WAGON 'MAINLINE'	6-70
	373-600	46 TONNE VGA SLIDING WALL VAN 'EWS'	7-65
	373-601	46 TONNE VGA SLIDING WALL VAN 'RAILFREIGHT SPEEDLINK'	7-65
	373-602	46 TONNE VGA SLIDING WALL VAN 'RAILFREIGHT DISTRIBUTION'	7-65
	373-650	14 TON TANK WAGON 'NATIONAL BENZOLE'	5-50
	373-651	14 TON TANK WAGON 'SHELL ELECTRICAL OIL'	5-50
	373-652	14 TON TANK WAGON 'BITUMULUS'	5-50
	373-675	14 TON TANK WAGON WITH LARGE FILLER 'MOBIL'	5-50
	373-676	14 TON TANK WAGON WITH LARGE FILLER 'THE KALCHESTER'	5-50
	373-677	14 TON TANK WAGON WITH LARGE FILLER 'CARBURINE MOTOR SPRITE'	5-50
	373-850	102 TONNE glw HTA BULK COAL HOPPER 'EWS'	15-95
	373-875A	MFA 24 TONNE OPEN BOX MINERAL WAGON 'MAINLINE'	6-55
	373-877A	MFA 24 TONNE OPEN BOX MINERAL WAGON '8FD'	6-55
	373-878	MFA 24 TONNE OPEN BOX MINERAL WAGON 'EWS'	6-65
	373-900	46 TONNE glw HAA HOPPER	7-10
	373-901	46 TONNE glw HAA HOPPER 'EWS'	7-10
	373-902	46 TONNE glw HAA HOPPER 'COAL SECTOR'	7-10
	373-950	5 PLANK WOODEN FLOOR WAGON 'JAMES DUNFORD'	4-50
	373-951	5 PLANK WOODEN FLOOR WAGON 'F H SILVEY & CO'	4-50
	373-952	5 PLANK WOODEN FLOOR WAGON 'HUCKNALL'	4-50
	373-975	7 PLANK END DOOR WAGON 'GOLDENDALE IRON CO'	4-75

Qty	Item No.	DESCRIPTION	R.R.P.
	377-076	7 PLANK END DOOR WAGON 'DOUGLAS BANK COLLIERY'	4-75
	377-077	7 PLANK END DOOR WAGON 'WIMBERRY'	4-75
	377-125	8 PLANK END DOOR WAGON 'BAGLEY'	4-85
	377-126	8 PLANK END DOOR WAGON 'BOSTON DEEP SEA FISHING'	4-85
	377-127	8 PLANK END DOOR WAGON 'J R WOOD CO LTD'	4-85
	377-150	8 PLANK WAGON 'A J SALTER'	4-85
	377-151	8 PLANK WAGON 'MUSGRAVE'	4-85
	377-152	8 PLANK WAGON 'CHARLES WARD'	4-85
	377-175	7 PLANK WAGON WITH COKE RAIL 'NEW CRANSLEY'	4-75
	377-176	7 PLANK WAGON WITH COKE RAIL 'BR GREY'	4-75
	377-200	8 PLANK WAGON WITH COKE RAIL 'BIRLEY'	4-95
	377-201	8 PLANK WAGON WITH COKE RAIL 'MODERN TRANSPORT'	4-95
	377-202	8 PLANK WAGON WITH COKE RAIL 'STAMFORD'	4-95
	377-225	16 TON STEEL MINERAL WAGON END DOOR BR GREY	4-50
	377-226	16 TON STEEL MINERAL WAGON END DOOR BK BALUXITE	4-50
	377-250	16 TON STEEL MINERAL WAGON BR GREY	4-50
	377-251	16 TON STEEL MINERAL WAGON BR LIGHT GREY	4-50
	377-252	16 TON STEEL MINERAL WAGON 2HV OLIVE GREEN	4-50
	377-275	27 TON STEEL TIPPLER WAGON 'IRON ORE'	4-50
	377-276	27 TON STEEL TIPPLER WAGON 'CHALK'	4-50
	377-277	27 TON STEEL TIPPLER WAGON 'IRON ORE' WEATHERED	4-50
	377-450	16 TON SLOPE SIDED MINERAL WAGON RIVETTED SIDE DOOR GREY	4-50
	377-451	16 TON SLOPE SIDED MINERAL WAGON RIVETTED SIDE DR MTW BRN	4-50
	373-525	20 TON BRAKE VAN BR BALUXITE	6-85
	377-526	20 TON BRAKE VAN BR (M) GREY	6-85
	377-535	20 TON BRAKE VAN BR FLUSH ENDS 'RAILFREIGHT'	6-85
COACHES			
	374-000	Mk1 OPEN SECOND SK CRIMSON/CREAM (M)	12-50
	374-001	Mk1 OPEN SECOND SK GREEN (S)	12-50
	374-002	Mk1 OPEN SECOND SK CHOCOLATE/CREAM (W)	12-50
	374-003	Mk1 OPEN SECOND SK MAROON (E)	12-50
	374-004	Mk1 OPEN SECOND SK INTERCITY	12-50
	374-005	Mk1 OPEN SECOND SK REGIONAL RAILWAYS	12-50
	374-025A	Mk1 BG FULL BRAKE GREY/BLUE NEWSPAPERS	12-50
	374-026A	Mk1 BG FULL BRAKE CRIMSON/CREAM	12-50
	374-027A	Mk1 BG FULL BRAKE INTER-CITY LIVERY	12-50
	374-028	Mk1 BG FULL BRAKE SR GREEN	12-50
	374-029A	Mk1 BG FULL BRAKE CHOCOLATE/CREAM (W)	12-50
	374-030	Mk1 NHA FULL BRAKE INTERCITY	12-50
	374-031	Mk1 NEA FULL BRAKE REGIONAL RAILWAYS	12-50
	374-032	Mk1 NE FULL BRAKE RES RED/GREY	12-50
	374-050C	Mk1 CORRIDOR SECOND SK CRIMSON/CREAM (M)	12-50
	374-051A	Mk1 CORRIDOR SECOND SK GREEN (S)	12-50
	374-052	Mk1 CORRIDOR SECOND SK CHOCOLATE/CREAM (W)	12-50
	374-053C	Mk1 CORRIDOR SECOND SK MAROON (E)	12-50
	374-054	Mk1 CORRIDOR SECOND SK INTERCITY	12-50
	374-055A	Mk1 CORRIDOR SECOND SK BLUE/GREY (M)	12-50
	374-075A	Mk1 CORRIDOR BRAKE COMP BCK CRIMSON/CREAM (S)	12-50
	374-076A	Mk1 CORRIDOR BRAKE COMP BCK GREEN (S)	12-50
	374-077A	Mk1 CORRIDOR BRAKE COMP BCK CHOCOLATE/CREAM (W)	12-50
	374-078A	Mk1 CORRIDOR BRAKE COMP BCK MAROON (E)	12-50
	374-079	Mk1 CORRIDOR BRAKE COMP BCK INTERCITY	12-50
	374-080	Mk1 CORRIDOR BRAKE COMP BCK BLUE/GREY	12-50
	374-100A	Mk1 MINI BUFFET RMB GREEN (S)	12-50
	374-101A	Mk1 MINI BUFFET RMB CHOCOLATE/CREAM (W)	12-50

Qty	Item No.	DESCRIPTION	R.R.P.
	374-102A	Mk1 MINI BUFFET RMB MAROON (E)	12-50
	374-104	Mk1 MINI BUFFET RMB BLUE/GREY	12-50
	374-115	Mk1 RESTAURANT CAR RU BLUE/GREY	12-95
	374-116	Mk1 CAR RU MAROON	12-95
	374-117	Mk1 RESTAURANT CAR RU CHOCOLATE/CREAM	12-95
	374-118	Mk1 RESTAURANT CAR RU INTERCITY	12-95
	374-125A	Mk1 GUY GENERAL UTILITY VAN BLUE 'EXPRESS PARCELS'	12-50
	374-126	Mk1 GUY GENERAL UTILITY VAN BLUE/GREY 'INTERCITY MOTORAIL'	12-50
	374-127A	Mk1 GUY GENERAL UTILITY VAN RAIL EXPRESS 'RES'	12-50
	374-150	Mk1 CORRIDOR FIRST FK CRIMSON/CREAM (M)	12-50
	374-151	Mk1 CORRIDOR FIRST FK GREEN (S)	12-50
	374-152	Mk1 CORRIDOR FIRST FK CHOCOLATE/CREAM (W)	12-50
	374-153	Mk1 CORRIDOR FIRST FK MAROON (E)	12-50
	374-154	Mk1 CORRIDOR FIRST FK INTERCITY	12-50
	374-155	Mk1 CORRIDOR FIRST FK REGIONAL RAILWAYS	12-50
	374-175	Mk1 CORRIDOR BRAKE SECOND BSK CRIMSON/CREAM (M)	12-50
	374-176	Mk1 CORRIDOR BRAKE SECOND BSK GREEN (S)	12-50
	374-177	Mk1 CORRIDOR BRAKE SECOND BSK CHOCOLATE/CREAM (W)	12-50
	374-178	Mk1 CORRIDOR BRAKE SECOND BSK MAROON (E)	12-50
	374-179	Mk1 CORRIDOR BRAKE SECOND BSK INTERCITY	12-50
	374-180	Mk1 CORRIDOR BRAKE SECOND BSK REGIONAL RAILWAYS	12-50
	374-200	Mk1 FP PULLMAN PARLOUR CAR	14-50
	374-210	Mk1 SP PULLMAN PARLOUR 1st CAR	14-50
	374-220	Mk1 FK PULLMAN KITCHEN CAR 1st	14-50
	374-230	Mk1 SK PULLMAN KITCHEN CAR 2nd	14-50
	374-240	Mk1 BSP PULLMAN BAR CAR 2nd	14-50
	374-250	Mk3 COMPOSITE CK CRIMSON/CREAM (M)	12-50
	374-251	Mk3 COMPOSITE CK GREEN (S)	12-50
	374-252	Mk3 COMPOSITE CK CHOCOLATE/CREAM (W)	12-50
	374-253	Mk3 COMPOSITE CK MAROON (E)	12-50
	374-270	Mk3 57R SUBURBAN COACH CRIMSON (W)	12-50
	374-271	Mk3 57R SUBURBAN COACH MAROON (M)	12-50
	374-280	Mk3 57R SUBURBAN COMPOSITE COACH CRIMSON (W)	12-50
	374-281	Mk3 57R SUBURBAN COMPOSITE COACH MAROON (M)	12-50
	374-290	Mk3 57R SUBURBAN OPEN 2nd COACH CRIMSON (W)	12-50
	374-291	Mk3 57R SUBURBAN OPEN 2nd COACH MAROON (M)	12-50
	374-310	Mk3 57R SUBURBAN BRAKE END MAROON (W)	12-50
	374-311	Mk3 57R SUBURBAN BRAKE END CRIMSON (M)	12-50
	374-325A	Mk3 75R COACH TS 'MIDLAND MAINLINE' NEW LIVERY	12-50
	374-326	Mk3 75R COACH TS 'FIRST GREAT WESTERN'	12-50
	374-329	Mk3 75R COACH TS 'INTERCITY SWALLOW'	12-50
	374-350A	Mk3 75R COACH TF 'MIDLAND MAINLINE' NEW LIVERY	12-50
	374-351	Mk3 75R COACH TF 'FIRST GREAT WESTERN'	12-50
	374-352	Mk3 75R COACH TF 'GNER'	12-50
	374-354	Mk3 75R COACH TF 'INTERCITY SWALLOW'	12-50
	374-375A	Mk3 75R COACH TRFB 'MIDLAND MAINLINE' NEW LIVERY	12-50
	374-376	Mk3 75R COACH TRFB 'FIRST GREAT WESTERN'	12-50
	374-377	Mk3 75R COACH TRFB 'VIRGIN TRAINS'	12-50
	374-378	Mk3 75R COACH TRFB 'GNER'	12-50
	374-379	Mk3 75R COACH TRFB 'INTERCITY SWALLOW'	12-50
	374-400A	Mk3 75R COACH TGS 'MIDLAND MAINLINE' NEW LIVERY	12-50
	374-401	Mk3 75R COACH TGS 'FIRST GREAT WESTERN'	12-50
	374-402	Mk3 75R COACH TGS 'VIRGIN TRAINS'	12-50
	374-403	Mk3 75R COACH TGS 'GNER'	12-50
	374-404	Mk3 75R COACH TGS 'INTERCITY SWALLOW'	12-50

Qty	Item No.	DESCRIPTION	R.R.P.
	374-475	MK3 75ft SLEEPER CAR SLEP 'FIRST GREAT WESTERN'	12-50
	374-476	MK3 75ft SLEEPER CAR SLEP 'SCOTRAIL CALEDONIAN'	12-50
	374-500	MK3 75ft COACH RFM 'VIRGIN TRAINS'	12-50
	374-525	Mk4 75ft COACH TSOB 'GNER'	12-50
	374-550	Mk4 75ft COACH TSOE 'GNER'	12-50
	374-575	Mk4 75ft COACH TSO 'GNER'	12-50
	374-600	Mk4 75ft COACH TFO 'GNER'	12-50
	374-625	Mk4 75ft COACH TRFM 'GNER'	12-50
	374-650	Mk4 DRIVING BRAKE VAN 'GNER'	19-50
	374-675	Mk2E 65ft COACH BSO 'VIRGIN TRAINS'	12-50
	374-676	Mk2D 65ft COACH BSO 'FIRST GREAT WESTERN'	12-50
	374-677	Mk2F 65ft COACH BSO BLUE/GREY	12-50
	374-700	Mk2F 65ft COACH RFB 'VIRGIN TRAINS'	12-50
	374-701	Mk2D 65ft COACH RMBF 'FIRST GREAT WESTERN'	12-50
	374-702	Mk2F 65ft COACH RFB BLUE/GREY	12-50
	374-725	Mk2E 65ft COACH TSO 'VIRGIN TRAINS'	12-50
	374-726	Mk2D 65ft COACH TSO 'FIRST GREAT WESTERN'	12-50
	374-727	Mk2E 65ft COACH TSO BLUE/GREY	12-50
	374-750	Mk2F 65ft COACH TFO 'VIRGIN TRAINS'	12-50
	374-751	Mk2E 65ft COACH TFO 'FIRST GREAT WESTERN'	12-50
	374-752	Mk2F 65ft COACH TFO BLUE/GREY	12-50
	374-775	Mk1 FULL BRAKE SUPER BG RAIL EXPRESS SYSTEMS	12-95
	374-776	Mk1 FULL BRAKE SUPER BG 'ROYAL MAIL'	12-95
	374-777	Mk1 FULL BRAKE SUPER BG	12-95
	374-778	Mk1 FULL BRAKE SUPER BG	12-95

LOCO CHASSIS UNITS

	376-000	940X PANNIER TANK	39-95
	376-005	57XX / 8750 PANNIER TANK	39-95
	376-010	490X HALL CLASS	49-95
	376-015	CASTLE CLASS	49-95
	376-020	KING CLASS	49-95
	376-025	610X PRAIRIE TANK	45-50
	376-030	J94 SADDLE TANK	32-95
	376-035	A3/H LOCO	52-95
	376-040	4P COMPOUND	42-95
	376-045	3F JINTY	38-95
	376-050	4F FOWLER	41-95
	376-055	SMT BLACK FIVE	49-50
	376-060	8F STANIER	55-95
	376-065	6P/5F CRAB	49-95
	376-070	8P DUCHESS	52-95
	376-075	CLASS 4MT TANK	49-95
	376-080	B OF B / WC / MN	52-95
	376-085	CLASS 08 DIESEL	32-95
	376-090	CLASS 47 DIESEL	45-50
	376-095	CLASS 37 DIESEL	45-50
	376-100	CLASS 56 DIESEL	45-95
	376-105	CLASS 31 DIESEL	45-95
	376-110	CLASS 40 DIESEL	49-95
	376-115	HST 125 DIESEL	45-95
	376-120	CLASS 101 DMU	49-95
	376-125	GWR RAILCAR	49-95
	376-130	CLASS 20 DIESEL	45-95
	376-135	CLASS 25 DIESEL	45-95
	376-140	CLASS 33 DIESEL	45-95

Qty	Item No.	DESCRIPTION	R.R.P.
	376-145	CLASS 50 DIESEL	49-95
	376-150	CLASS 55 DIESEL	49-95
	376-155	CLASS 52 DIESEL	49-95
	376-160	CLASS 158 DMU	49-50
	376-165	CLASS 87 ELECTRIC	49-50
	376-170	CLASS 90 ELECTRIC	49-50
	376-175	CLASS 91 ELECTRIC	49-50
	376-180	MOTOR BOGIE	35-95
SCENECRAFT			
	379-200	PLATFORMS (2)	3-45
	379-201	RAMPS (2)	2-95
POWER TRANSFORMER			
	379-500	N GAUGE CONTROLLER 230/240 VOLTS 3amps	24-50

ALL PRICES INCLUDE VAT AT 17.5%

BACHMANN EUROPE Ptc.

MOAT WAY, BARWELL, LEICESTERSHIRE, LE9 8EY, ENGLAND

www.bachmann.co.uk www.grafar.co.uk

Cover image courtesy of Tom Smith

 **GRAHAM
FARISH**

by **BACHMANN**

Bachmann Europe Plc.

Moat Way, Barwell, Leicestershire, LE9 8EY, England

www.bachmann.co.uk



8 033979 005129 >