


PECO

MODEL RAILWAY PRODUCTS

Nº1



31

PECO

No. 1 CATALOGUE

Published July 1968 by:—

PRITCHARD PATENT PRODUCT Co. Ltd.
SEATON, DEVON, ENGLAND Tel.: Seaton 542

Prepared by:— Peco Publications & Publicity Ltd.

Peco No. 1 Catalogue contains full details of all Peco Proprietary Products, but additions are continually being made to the range. Watch our advertisement in the Railway Modeller for details.

Peco No. 2 Catalogue contains details of the complementary products distributed by the Pritchard Patent Product Co. Ltd. Available shortly.



2

MODERN RAILWAY MODELLING

Gone are the days when quaint little tank locomotives chugged their way up and down a few miles of romantic branch line pulling the odd coach or two plus possibly an assortment of wagons from one place or other to nowhere in particular! Instead we have modern main lines on which fast passenger, block and liner freight trains pulled by massive diesel or electric locomotives roar their way through town and country from one important rail head to another. Yes, the modern image is exciting for new stations, new tracks, new engines, new rolling stock, new signals, marshalling yards, in fact virtually new colourful railways are being built and with the possibility one day of the Channel tunnel continental trains may even be seen running through to London. There never was a time so full of interest to the railway

modeller. Modelling railways, of course, in any form is absorbing, educational and lots of fun, and although many start with one of the excellent sets of ready made units, it is far more absorbing and a great deal more satisfying to design, build and operate in true life-like manner a complete system of your own creation. This modern hobby so often shared by father and son offers a wonderful challenge to one's ingenuity and creative ability and it is, therefore, no wonder that it has caught the interest and imagination of so many in all walks of life. Peco move with the modern trend and have been very largely responsible for developing and promoting the now popular smaller size N gauge so suited to modern image railway modelling since really long trains can be run on the average layout. Peco are of course renowned

for their Streamline trackage system in its various gauges, their Wonderful Wagons, and in fact design and manufacture many ingenious high quality products, while Peco Publications produce the Railway Modeller, the most popular monthly magazine, and many textbooks to enable you to enjoy the hobby to the full. A study of this catalogue will, we hope therefore, convince you that we strive to achieve perfection, to give complete satisfaction and to assist to the utmost to ensure that you not only start on the right lines, but continue successfully throughout your railway adventures. If we have left any doubt, do please write. We are—
AT YOUR SERVICE ALWAYS.

Copyright Reserved. (2nd Edition).
This Catalogue cancels all previous issues.

INDEX

Introduction	2-4
N Gauge	5-10
00 Gauge	11-26
00-9 Gauge	27-29
TT Gauge	30-32
0 Gauge	33-34
Track Components	35-37
Scenic Publications	38
	39

Cover:—

What better way to start a lad down life's road? A constructive hobby... father and son together on a mutual project... Here is a boy you will never have to worry about.



On the opposite page

A fascinating scene from the 00-9 section of a combined 00-9/00 layout. The narrow gauge transports the quarry stone down to exchange sidings in the main line portion, where it is taken thence by standard gauge goods to far off places. This layout demonstrates how a feeder line can be added to an existing 00/H0 layout—or, how a 00-9 layout can be constructed in its own right.

On this page

By using imagination at the planning stages of any layout the modeller can incorporate as much atmosphere of the type he desires into the finished scene. This portion of a 00 layout reflects a typical scene of only a few years ago on the outskirts of a medium-sized historical town, where the drawbridge of days gone by has long been replaced by a road bridge to cater for modern traffic conditions entering or leaving the busy area, the good old steam locos acting as the main means of motive power on the railways.

THE CHOICE IS YOURS

There are no frustrating regulations governing the world of railway modelling. From the four standard sizes in popular use—9 mm. gauge to 32 mm. gauge, you simply choose the gauge and scale best suited to your particular requirements. For the benefit of those about to begin we give brief information at the introduction of

A COMPLEX SUBJECT

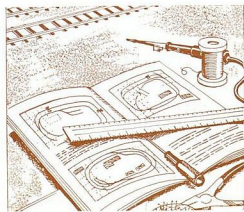
Railway Modelling is undoubtedly a complex subject, one of the reasons why people in all walks of life find it so absorbing. Many problems will arise, some even before you commence, but Peco are ready to help you. In addition to their inexpensive planning and other textbooks (see page 39), the Technical Advice Bureau will be pleased to answer free of charge

each gauge section. In so doing we use 00/H0 as the standard or yardstick by which the other popular gauges are measured. (See page 11). Electrically 12 volt D.C. is the accepted standard voltage for all of the smaller gauges, there are however exceptions in connection with 0 gauge.

any queries in connection with either our products or the construction of your model railway in general. All we request is that you enclose a Stamped Addressed Envelope. Your enquiries should be addressed to:—
PECO TECHNICAL ADVICE BUREAU,
Pecoway, Seaton, Devon, England.
Tel.: Seaton 542.


PLANNING & THE PERMANENT WAY

The layout is the focal point on which the model depends. It is, therefore, of the utmost importance that it is planned in a railwaylike fashion conforming to prototype practice and that the permanent way provides for perfect operation and the appearance leaves nothing to be desired. By using scale track either assembled or in "Make-it-Yourself" form with the matching parts success is assured and the fascination of actually being ganger laying the track or watching it grow is one of the more interesting facets of railway modelling. Peco tracks look longer due to the clever sleeper sizing and spacing and being unrestricted by set sharp curves, full advantage can be taken of using the largest possible radius adding valuable realism with improved performance. Whatever



plan or scale/gauge combination you may choose—remember your model can only ever be as good as the permanent way.

It is difficult to imagine that the train, track and station in this scene are not the real thing, yet this is a part of David Salisbury's 0 gauge layout based on the Ashburton Branch. This aptly illustrates the extreme realism that can be obtained in an 0 gauge layout.



4

BASEBOARD CONSTRUCTION

The baseboard is the very foundation of the model—the structure on which everything depends. It cannot be replaced without destroying possibly hours of patiently executed work, so do not be tempted to start, perhaps, in anxiety to see the trains running, without first making sure that it is correct.

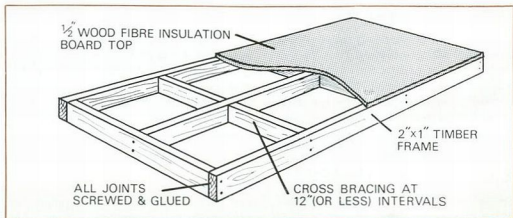
It is false economy to make do and quite wrong to imagine that imperfections in the surface will be smoothed out by laying the track.

Undoubtedly the most suitable material for the top is $\frac{1}{2}$ in. or $\frac{3}{4}$ in. thick Soft WOOD Fibre Insulation Board. It cuts readily, reduces noise, accepts pins, and is by far the cheapest, but, like all boarding, it must be given adequate support. Construct a frame from 2 in. \times 1 in. prepared timber on edge, arranged with cross-bearers to form squares not larger than 12 in. but where,

for example, the baseboard is only 18 in. wide still include the centre bearer with cross-bearers at 1-foot intervals.


The baseboard is best made in sections conveniently 4 ft. by the width required, allowing for portability and joined by brass flap back hinges with the pins replaced by a wire handle. Make sure that the framework is well constructed with glued and screwed joints and the surface quite level before lightly pinning and gluing on the Insulation board. Finish the edges with strips of hardboard or thin wood battens.

Alternatively, standard flush doors can be used. Seconds are moderately priced, made in a large variety of sizes, and very rigid, although rather heavier than an open framework. The surface on which the railway is to be built must, how-



ever, still be covered with WOOD Fibre Insulation Board, as should all existing baseboards made from other materials. We cannot over-emphasize the importance of a sound baseboard constructed with a WOOD Fibre

Insulation Board top, and strongly recommend the brand manufactured by Messrs. BOWATERS as being ideal for the purpose. For detailed instructions see booklet "Building the Baseboard," page 39.

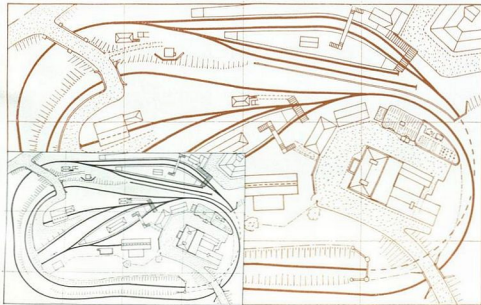


N gauge

N stands for 9 mm, the gauge that has so much to offer. The size that makes possible a realistic railway in the minimum space or the best use of a large space when modelling the modern image.

5

N GAUGE



N gauge is the most sensational development in the model railway hobby for many years and has become accepted by modellers everywhere. In spite of its comparatively recent introduction there is already a large range of fully detailed locomotives, rolling stock and accessories. Peco the forerunners in British N gauge, produce Streamline, the brilliant flexible trackage system, accurate coaches, goods rolling stock and locomotives.

Peco prototype constant true-scale models are made to British N scale standards on 9 mm. track gauge and built to $2\frac{1}{16}$ mm. to the foot, i.e. 1/148th proportion. Because the Continental prototype is so much larger than the British, their models are made to a slightly smaller proportion—1/160th, the difference in scales provides for all models being similar, size for size and can thus be used successfully together.

PECO STREAMLINE

... the British International N gauge trackage system with the fine scale longer look is acclaimed throughout the world to be the most perfect and realistic track ever produced in this size. Peco Streamline—sets an entirely new standard of excellence, incorporating track that is already flexible, with a detailed unbreakable plastic base and unique points with prototype fixed frogs which accept all popular makes of locomotives and stock—i.e. Peco, Atlas, Arnold, Minित्रix, etc. The already flexible track provides complete freedom of layout design and the unique points can be power operated by an invisible motor fixed to the underside.

The complete Peco Streamline system, track, points and accessories are fully described on the following pages.

PECO *STREAMLINE*

TRACK—WOODEN SLEEPER TYPE

The flexible track suitable for all N gauge models and built to the same high standard of precision as the already famous 00/HO counterpart—including the simulated wooden sleeper base moulded in unbreakable plastic with wood grain finish to the sleepers and neat rail fixings. Supplied in yard lengths using Code 80 nickel silver rail, 200 sleepers to the yard. Will readily connect to all Unit track systems.

(C25) N/Silver SL-300X .. Yard 6/3

BALLAST INLAY


To add that final touch of realism, the Peco moulded ballast inlay, brown in colour, just fits on to the Streamline track and is immediately ready for use. It can be curved with the track to any radius.

(S) SL-350 16' 6" .. Each 7/6

DE-COUPLER

A useful item for de-coupling locos and rolling stock. Readily installed into Peco Streamline track. Moulded in plastic.

(C46) SL-330 .. Pair 3/9



6

RAIL BUILT BUFFER STOP

(C46)

Detailed model of the type used by British Rail. Moulded in dark brown plastic—three parts.

SL-340 .. Pair 2/4

METAL RAIL JOINERS

(C412)

For connecting rail ends together, providing perfect mechanical and electrical bonding. Nickel Silver.

SL-310X .. 24—2/6

INSULATING RAIL JOINERS

(C412)

Moulded in plastic for joining rail where no electrical continuity is required.

SL-311 .. 12—2/3

RAIL CLEANER

(C46)

An abrasive rubber block which cleans and burnishes rail surfaces ensuring good electrical contact.

SL-37 .. Each 2/4

TRACK FIXING PINS

(C412)

For fixing Peco Streamline—N trackwork to wood fibre baseboards—when NOT using foam ballast inlay.

SL-14 .. ¼ oz. 2/4


When using foam ballast, track fixing pins can be used to assist in the initial laying but we recommend gluing track into ballast and ballast to base with Lepages White Glue (see page 36) for final laying.



BALLAST ADAPTOR SLOPES

(C43)

Cork Slopes for commencing gradients.

SL-32 .. Pair 3/6





7

N GAUGE

POINTS AND CROSSINGS

Realistic points ready to use, complete with pivoted blades and integral over-centre spring for positive smooth action—no separate hand levers required. For remote control the Peco Point motor can be mounted underneath to maintain prototype appearance or at the side. (See Page 17.)

Y

A most useful space saving point. Nominal 2 ft. 6 in. radius. 5 in. long (127 mm.).
Angle 16° (S) SL-397X .. Each 15/9

Rt. & Lt. HAND—LARGE RAD.

The last word in scale realism. Nominal 3 ft. radius. 6½ in. long (158.7 mm.). Angle 8°

(S) Right Hand. SL-388X .. Each 16/-
(S) Left Hand. SL-389X .. Each 16/-

CROSSING, LONG

A high speed crossing. Two points and crossing form a Double Junction. 7½ in. long (187.3 mm)
Angle 8° (S) SL-394X .. Each 17/-

BALLAST INLAY

Moulded brown ballast inlay to suit the above:

(P3) Y Point. SL-353 .. Pair 3/6

Points:

(P3) Right Hand. SL-368 .. Pair 3/6


(P3) Left Hand. SL-369 .. Pair 3/6


Long Crossing:

(P3) SL-370 .. Pair 3/9

SCALE RULE

Invaluable when modelling in British N Scale as it not only provides scale feet markings but gives much other useful "Standards" information. (P6) NS .. Each 2/6





PECO LOCOMOTIVE BODY KITS


PECO Locomotive body kits provide the answer to British type locomotives. Each kit consists of a series of white metal castings easily assembled with instant adhesive into attractive prototype bodies for fitting on to the Continental Arnold chassis. The combination of the extra weight provided by the Peco body and the excellent Arnold chassis results in extremely powerful locomotives appropriate to their size. For power, performance and precision use Peco/Arnold locomotives. Each kit is complete with detailed assembly and painting instructions.

HYMEK DIESEL TYPE 3

One of the most popular and attractive looking diesel locomotives of the medium power range. Operates on several regions of British Rail.

- (S) Body Kit. NL-3 .. Each £1 10 6
 (S) Arnold Chassis No. 0232 .. Each £5 17 7


8



FAIRBURN 2-6-4 TANK

A most useful general purpose prototype used for semi-fast passenger and freight trains. At home on any region.



- (S) Body Kit. NL-1 .. Each £1 9 3
 (S) Arnold Chassis No. 0220 .. Each £8 2 4



0-6-0 DOCK TANK

A handy little locomotive for Branch line and shunting duties.

- (S) Body Kit. NL-2 .. Each £1 5 6
 (S) Arnold Chassis No. 0222 .. Each £4 7 8



PECO *WONDERFUL WAGONS*

Peco Wonderful Wagons for N gauge are supplied completely assembled ready to run and like their 00 counterparts, set a high standard of perfection and faithful reproduction of the prototype. These delightful models contain every possible component—rivets, fillers, ladders, cat walks, strapping, planking, full brake gear and underframe details—in fact every

visible part to be found on the prototype.

The bodies are moulded in high impact plastic in authentic colours and carry the necessary railway markings as appropriate, while the chassis are made in anti-friction plastic together with wheels in Hardlon for exceptional free running.

All vehicles are fitted with the standard wheels universal couplers and can thus be run with all other makes.


The Peco N gauge wagons depict the modern era in transport. Today British Rail convey very largely one type of merchandise only in long block trains of some 20 to 40 wagons. These make an

attractive sight seen snaking their way along main lines hauled by massive diesel locomotives. Such trains carry car accessories, grain, fish, oil and many other commodities plus general goods in the freightliners. One of the advantages of N gauge is, by virtue of its small size, that apart from mixed freight, long modern block trains can be run.



9

N GAUGE





FISH VAN

Body—including strapping—white, grey roof, black chassis and BR markings.
(S) NR-6 Each 9/9

PALLET VAN

Body—including strapping bauxite, grey roof, black chassis and BR markings.
(S) NR-8 Each 9/9





TUBE WAGON

Body—including strapping—bauxite, black chassis and B.R. markings.

(S) NR-7 Each 8/9

PLATE WAGON

Body—including strapping—grey, black chassis and B.R. markings.



(S) NR-5 Each 7/9

BP TANK WAGONS

Four tanks available, all finished with the necessary BP insignias, stars and the usual traffic instructions.

(S) Green tank NR-3 .. Each 9/9

(S) White tank NR-1 .. Each 9/9



(S) Silver Grey tank NR-2 .. Each 9/9

(S) Black tank NR-4 .. Each 9/9


WAGON ACCESSORIES


The fully detailed underframes, wheels and spring couplers are available separately for those who wish to make other types of wagons, adding variety to their stock. The chassis and wheels can also be used for constructing 00-9 narrow gauge wagons (page 29).

(P12) Hardon Wheels NR-100
2 sets (4) — 3/3

(P12) Hardon Couplers and
Springs NR-101 2 sets (4) — 2/4

(P6) Wagon Underframe (15'
Wheelbase) and metal
base NR-120 .. Each 3/3






OO/HO gauge

The goods is held on the bay road while the express passes through
— a realistic scene on the OO layout built by C. J. Blay of Reading.

11

OO/HO



OO/HO the most popular gauge—the yardstick with which we compare other gauges.

OO/HO has become the accepted and by far the most popular gauge in every country. There is a vast range of well-detailed locomotives, rolling stock, buildings and accessories to British and Continental designs, making the modelling of any prototype a practical proposition. A good layout can be built in the average space, yet the models are large enough to allow every possible detail to be incorporated. Working model roadways can be included and the modern trackage system not only enables all makes of rolling stock to be used together but a layout in the garden is equally practical. OO/HO has a common track gauge of 16.5 mm, and a scale of 4 mm. to the foot for British prototypes, and 3.5 mm. to the foot for the larger Continental prototypes. In this way models are similar in size and can therefore be used together.

PECO STREAMLINE

... the British International trackage system with the fine scale longer look, is acclaimed throughout the world to be the most perfect and realistic model track ever produced. Peco Streamline is very much the "in" system of today as it is the first ever to offer a choice of modern simulated concrete type sleeper track or the well-known wooden variety.

Peco Streamline therefore sets a new standard of excellence, incorporating track that is already flexible, with a detailed unbreakable plastic base and unique points with prototype fixed frogs that are completely universal in application, enabling all the popular British, American, German, Italian, Swiss, French, Japanese and other makes to be used together. While the already flexible track provides complete freedom of layout design,

avoiding the necessity of using fixed radii curves, the crossings, medium and large radius points have been brilliantly engineered so that they can be readily used together to make any desired formation.

Both the simulated concrete sleeper and the wooden type sleeper tracks incorporate 130 sleepers to the yard and are available with International Code 100 nickel silver or brass rail. Because of its abnormal strength, Peco Streamline can be used again and again without suffering injury, and since there is nothing to warp, twist or rust, it is ideal for outdoor railways.

The complete Peco Streamline system includes numerous point and crossing designs together with stud contact strip for use with Marklin, conductor rail, and all the necessary accessories, and these are fully described on the following pages.

PECO *STREAMLINE*

TRACK—CONCRETE SLEEPER TYPE


Now you can be really up to date and model the modern image. Concrete sleepers are becoming more and more widely used for track, but not for points or crossings, both by British and Continental Railways. The new Peco Streamline track faithfully reproduces the prototype in miniature. Moulded from unbreakable plastic with correctly shaped and coloured sleepers, incorporating beautifully detailed fixings to hold the International Code 100 nickel silver or brass rail, the track is already flexible and supplied in yard lengths.

(C25) N/Silver. SL-102X .. Yard 7/6
(C25) Brass. SL-102B .. Yard 6/6

WOODEN SLEEPER TYPE

The standard wooden type sleeper permanent way with flat bottom rail is in common use throughout the world. The Peco Streamline simulated wooden sleeper base is beautifully moulded in unbreakable plastic with wood grain finish to the sleepers and neat prototype rail fixings, supplied in yard lengths with either International Code 100 nickel silver or brass rail.

(C25) N/Silver. SL-100X .. Yard 7/6
(C25) Brass. SL-100B .. Yard 6/6



NOTE

All makes of 00/H0 trains will run on either type of track. Both tracks are identical in height so that they can be readily joined together.

The wood simulated sleeper track matches the original Hornby Dublo 2-rail track and can be used to extend existing Hornby layouts.

Peco Streamline can be joined to most other tracks without adaptors, but for joining to Triang track use the new Triang/Hornby Converter Track R476.

BALLAST INLAY


To add that final touch of realism, the Peco moulded ballast inlay, brown in colour, just fits on to the Streamline track, is immediately ready for use and can be curved with the track to any radius. What could be quicker, easier or more realistic, and since the ballast holds the track firmly yet with resilience, no other fixing is required.

(S) SL-50. 16' 6" .. Each 8/9

BALLAST INFILL

In order to maintain the correct 6 ft. way and the continuous ballast effect when laying double track, the centre section is filled with the ballast infill strip.

SL-49. 16' 6" .. Available Later



POINTS AND CROSSINGS

There is something rather fine about Peco MKII Streamline points and crossings. They follow correct prototype practice, having fixed frogs yet are universal in application. They are complete self-contained units ready for


1. Suitable for all makes of trains.
2. Wood grained base moulded on to rails.
3. Rails cannot possibly work loose.
4. Rail fixings on all sleepers.
5. Exceptionally neat design, no infill.
6. Built-in switch to sectionalise the track.
7. Nickel silver contacts.
8. Blades pivoted for easy operation.
9. Unbreakable tie rod moulded to blades.
10. Over centre spring for positive action.

immediate use. There are no extra point levers or separate section switches to buy or wire. Study the impressive list of Peco Streamline MKII features and see for yourself why Peco points and crossings are so renowned.

11. All rails electrically bonded.
12. Tapered rail ends. Minimum dead frog.
13. No shorting when forming a circle.
14. No shorting between blade and stock rail.
15. Motor attached below for remote control.
16. Code 100 nickel silver rail.
17. Crossing tracks are electrically independent.
18. Two points make a cross-over providing a correct six-foot way.
19. Fully guaranteed.


Due to their unique geometry, Peco medium and large radius points and short and long crossings can be used with each other to make any formation — the possibilities are endless.

Additional point designs are in course of preparation.



13

00/HO



STRAIGHT TO THE POINT

Peco Streamline points and crossings are designed so that they can be joined together to make an almost endless variety of interesting formations.

This little manual "Shows you How" and illustrates most effectively some of the many possibilities. Contains a wealth of information invaluable to all railway modellers on planning and track laying the Peco Streamline way.

(P12) SL-MAN .. Available later

Y POINT

A most valuable space saving point. Nominal 2 ft. radius.

(S) SL-97X .. Each 13/9

Angle: 24°

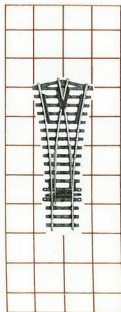
Length: 5½" (133.3 mm.)


(Squares represent 1 inch - 25.4 mm.)

BALLAST INLAY

Moulded brown ballast inlay to suit the above point.

(P3) SL-53 .. Pair 3/9





RIGHT AND LEFT HAND MEDIUM RADIUS

Possibly the most useful points on any layout, the basis of nearly all formations. Two placed side by side form a crossover and provide the correct 6 ft. way.

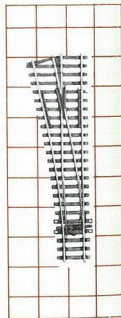
Nominal 2 ft. radius.

- (S) Right Hand. SL-91X .. Each 14/11
 (S) Left Hand. SL-92X .. Each 14/11

Angle: 12°

Length: 7 $\frac{1}{2}$ " (179.3 mm.)


(Squares represent 1 inch - 25.4 mm.)



BALLAST INLAY

Moulded brown ballast inlay to match the above points.

- (P3) Right Hand. SL-51 .. Pair 3/9
 (P3) Left Hand. SL-52 .. Pair 3/9



RIGHT AND LEFT HAND LARGE RADIUS

Whenever space permits these large radius points should always be used. They are the last word in scale realism and provide the basis of many formations. Nominal 5 ft. radius.

- (S) Right Hand. SL-88X .. Each 19/11
 (S) Left Hand. SL-89X .. Each 19/11

Angle: 12°


Length: 10 $\frac{3}{8}$ " (258.7 mm.)

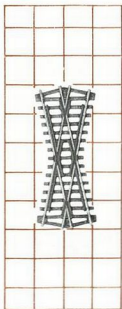
(Squares represent 1 inch - 25.4 mm.)

BALLAST INLAY

Moulded brown ballast inlay to match the above points.

- (P3) Right Hand. SL-55 .. Pair 4/3
 (P3) Left Hand. SL-56 .. Pair 4/3





CROSSING, SHORT

This crossing is used to form scissor crossovers and Y double junctions. A most useful space saver. Can be used with either the medium or large radius points.

(S) SL-93X .. Each 13/11

Angle: 24°



Length: 5" (127 mm.)

(Squares represent 1 inch - 25.4 mm.)

BALLAST INLAY

Moulded brown ballast inlay to match above crossing.

(P3) SL-54 .. Pair 3/9



CROSSING, LONG

A delightful piece of trackwork used for making double junctions and other similar formations. Can be used with either the medium or large radius points.

(S) SL-94X .. Each 18/11

Angle: 12°

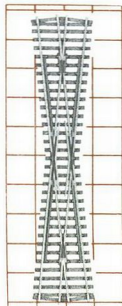
Length: 9½" (250.8 mm.)


(Squares represent 1 inch - 25.4 mm.)

BALLAST INLAY

Moulded brown ballast inlay to match above crossing.

(P3) SL-57 .. Pair 4/3





DOUBLE SLIP


A masterpiece of point production and invaluable on any layout, for due to its variety of control over traffic movement in such a small area the double slip becomes a natural space-saver, providing for train movement in all directions. The double slip has been made to the same high standard specification, incorporating several novel features eliminating rail joints.

The length and angles are the same as the long crossing enabling either medium or large radius points to be used with it.

Angle: 12° (S) SL-90X .. Available later
 Length: 9 $\frac{1}{2}$ " (250.8 mm.) (Squares represent 1 in. - 25.4 mm.)

BALLAST INLAY

Moulded brown ballast inlay to match the above point
 (P3) SL-58 .. Available later





USEFUL AIDS TO PLANNING

Peco Streamline points and crossings are advertised regularly in the "Railway Modeller", these are often featured by way of full-size plan view illustrations. The illustrations can be cut from the advertisements and will be found useful in planning your layout.

Additional point designs and other new products are always in preparation, we advise you to look in the "Railway Modeller" every month for news of the latest developments.

The point lever listed on page 28 can equally be used for adding the final touch to points in your sidings.





POINT MOTOR MKII

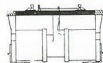

No longer any need for ugly boxes fitted to the side of the point, not only to spoil the appearance but to get in the way of other points. The Peco tiny MKII motor just snaps on to the base of the point itself, converting it immediately from hand to electrical operation. With no linkage or other connections it provides positive action and being fitted under the point is completely invisible in use and out of the way of other tracks. Simplicity itself, just a hole in the baseboard. Fitted with nickel silver self-fixing terminals, no soldering required. Suitable for all Peco MKII points, in 00/HO, (00-9) and N.

(Cd6) SL-70 .. Each 7/11

ADAPTOR BASE

Should, however, above baseboard operation be required, the motor can be used in the conventional way at the side of the point by the addition of the adaptor base and extension arm. This base also enables the motor to be used with the Peco MKI points which were not provided with underbase fixing.

(Cd6) SL-71 .. Each 1/6



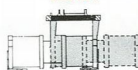
End view
00/HO



Side view

SHOWING HOW THE POINT MOTOR FITS

N and 00-9
Either left or right
End view



Side view



00/HO
00-9
and
N




DIRECTIONAL SWITCH

A particularly neat, compact and inexpensive switch for use with the Peco point motor. Specially designed for mounting on top of the track plan so that by pressing the knob one side or the other the desired route can be selected and indicated. Can be used ganged side by side as it is equally suitable for switching any mechanism requiring press button operation, for instance signals and dead sections of track, two of which can be operated by the one switch. See diagram on right.

Produced in 5-colour coding finishes with plastic moulded case and lever, nickel silver springs and contacts. No soldering required.


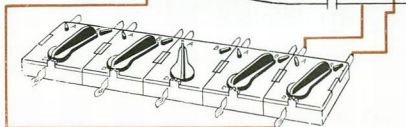
Supplied in kit form for easy assembly in a matter of minutes.


Black SL-72B: White SL-72W: Red (Cd6)
SL-72R: Green SL-72G: Yellow SL-72Y .. Each 2/4



*Sets and shows
the Route.*

*Wiring for two dead sections
from one switch*





RAIL BUILT BUFFER STOP (Cd6)
Detailed model of the type used by British Rail. Three parts. Fits on to any 00 track. **SL.40** ... Each 2/3

SLEEPER BUILT BUFFER STOP (Cd6)
Extremely realistic—even to the weeds, with recess to take couplings. For all 00 track. **SL.41** ... Each 2/6



METAL RAIL JOINERS (Cd12)
For connecting rail ends together providing perfect mechanical and electrical bonding. **SL.10X** ... 24—N/Silver 2/6. **SL.10B** ... Brass 2/4

INSULATING RAIL JOINERS (Cd12)
Moulded in plastic for joining rail where no electrical continuity is required. **SL.11** ... 12—2/3

RAIL CLEANER (Cd6)
An abrasive rubber block for cleaning rail surfaces, ensuring good electrical contact. **SL.37** ... Each 2/4

TRACK FIXING PINS (Cd12)
Blackened brass pins $\frac{3}{16}$ " long for fixing Peco Streamline trackwork to wood fibre baseboards. **SL.14** App. $\frac{1}{2}$ -oz. 2/4

BALLAST ADAPTOR SLOPES (Cd3)
Cork slopes for commencing gradients **SL.32** ... Pair 3/6




PECO DECOUPLERS
For the automatic uncoupling of the Peco Simplex Couplings. Fits snugly between Streamline sleepers anywhere in the layout. Moulded in brown plastic to resemble check rails.


Type A/HD
For use with Peco Simplex, Hornby and Playcraft couplings. (Cd6) **SL.30** ... Pair 3/9

Type T
For use with Trix couplings. (Cd6) **SL.31** ... Pair 3/9

CONDUCTOR RAIL
Separate centre conductor rail as required for the Hornby 3-rail or Trix Twin Systems. Brass. Complete with fixing spikes. (S) **SL.16** ... 6 yds. 10/9

STUD CONTACT STRIP
Fitted under the track on laying, provides the necessary electrical contact studs required for the Marklin system. Available for track, points and crossings.
For Track (Cd6) **SL.17** ... 6 ft. 3/-
For Points and Crossings (Cd6) **SL.18** ... 4 ft. 3/-



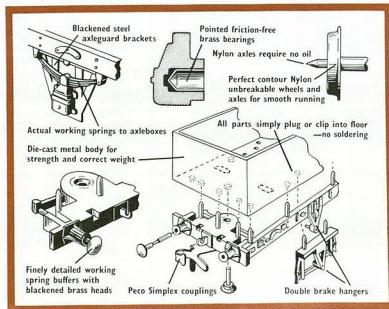
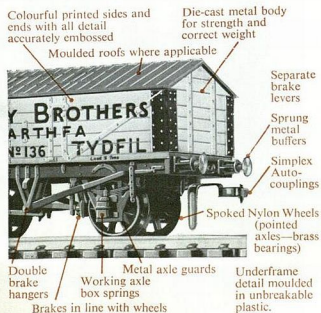


PECO WONDERFUL WAGONS

Peco Wonderful Wagons, first introduced in 1954, have become world-famous for the high standard they set in 00 (4 mm. scale). Indeed, the earlier models now out of production are collectors' items and treasured as such by enthusiasts everywhere. The present series, illustrated on the following pages, will no doubt be treated likewise as the names in the various types go out of production and new names are introduced over the forthcoming years—in effect these wonderful "old timers" represent part of Britain's railway history in miniature and the opportunity to start, or add to a collection, either for static use or running on a layout, should not be missed.

19

00/HO



"Wonderful" is the only possible description to use for these accurate scale wagons incorporating the finest details and such refinements as steel axle guards; axle boxes with springs that actually work; sprung metal buffers; detailed underframes, moulded in unbreakable plastic with full brake gear correctly in line with the wheels and separate brake levers. The Mineral, Coal, Lime, Salt and the Box Van kits have detailed 9 ft. chassis with wooden type solebars, while the Low Sided, Oil Tankers and Container Wagons incorporate a 10 ft. steel type chassis. Finely spoked wheels, complete with pointed axles, are moulded as one piece in everlasting Nylon resulting in realistic smooth movement,—since 1954 these unique wagons have still not been surpassed. Each kit is complete, simple to assemble and requires no soldering or lettering.



7 PLANK COAL WAGONS (S)

BADDESLEY

Body, strapping, corner plates—black. Emblem white. Lettering white shaded light green. R-54B ... Each 14/9

WARD & SON

Body, bauxite red. Strapping, corner plates black. Lettering white, black shading. R-54W ... Each 14/9

CLIFFE HILL GRANITE CO. LTD.

Body, strapping—bright red. Corner plates black. Lettering white. R-54C ... Each 14/9

DEARNE VALLEY

Body blue. Strapping and corner plates black. Lettering white with black shadow. R-54DV ... Each 14/9

KINGSBURY


Body, mid-green. Corner plates, vertical strapping black. Lettering white. R-54K ... Each 14/9

T. JENKERSON & SONS

Body, strapping, corner plates—black. Flag and lettering, white and red. R-54TJ ... Each 14/9



20



LIME WAGONS (S)

These kits incorporate the standard 9ft. wooden type chassis and have detailed five plank sides plus apex ends. In addition they have a finely detailed moulded grey plastic roof.

SOUTH WALES LIME



Roof moulding light grey. Body, white. Lettering black. Corner plates, all vertical strapping and solebars, black. R-68SW ... Each 14/9

DOWLOW LIME



Roof moulding light grey. Body, corner plates and all strapping reddish brown with white lettering on sides and ends. Stone colour doors with black lettering. R-68D ... Each 14/9

CRAWSHAY BROTHERS

Roof moulding light grey. Body and all strapping, stone colour. Corner plates, and lettering, black. R-68C ... Each 14/9



New names are being added to the range from time to time—watch advertisements in the Railway Modeller for additional items



3 PLANK LOW SIDED WAGONS (S)

G.W.R.

Body, strapping, corner plates—dark grey. Lettering white.

R-62W ... Each 12/9

B.O.C.

Body, strapping—pale red. Corner plates black. Lettering black shading.

R-62BQ ... Each 12/9

S.R.

Body, strapping, corner plates—dark brown. Lettering white.

R-62S ... Each 12/9

PWLLHELI GRANITE CO. LTD.

Body, strapping, corner plates—black. Lettering white.

R-62PG ... Each 12/9

L.M.S.


Body, strapping, corner plates—light grey. Lettering white.

R-62M ... Each 12/9

L.N.E.R.

Body, strapping, corner plates—bauxite-red. Lettering white.

R-62E ... Each 12/9



5 PLANK MINERAL WAGONS (S)

A. GRESLEY & CO.

Body, red oxide; Strapping and corner plates—black. Lettering white, shaded black.

R-70AG ... Each 13/9

GARSWOOD

Body, strapping—blue. Corner plates black. Lettering white with red shading.

R-70GW ... Each 13/9

CHARLES DUNSDON

Body dark green. Cross and lettering, white shaded red. Strapping and corner plates, black.

R-70D ... Each 13/9

MENDIP MOUNTAIN QUARRIES

Body and strapping dark grey. Corner plates, black. Emblem, red with white markings. Lettering white.

R-70M ... Each 13/9

TARMAC



Body black with white lettering.


R-70T ... Each 13/9

LOGAN, SONS & CO. LTD.

Body, strapping, corner plates—bauxite red. Lettering white.

R-70L ... Each 13/9





BOX VANS

The first ever Box Vans in this world famous Wonderful Wagon Series. The introduction of these Box Vans in their authentic attractive colours adds yet further variety. Complete with super-detailed moulded roof.

IZAL PRODUCTS


Roof moulding, dark grey. Body and corner plates, doors, strapping, mid-green. IZAL lettering red. Trade Mark and other lettering, white.

(S) R-72Z ... Each 16/9

COLMAN'S MUSTARD

Roof moulding, dark grey. Body, strapping, doors—yellow. Lettering in red with brown and black shading. Trade Mark and bull's head, brown with black and white details.

(S) R-72C ... Each 16/9



FYFFES BANANAS

Roof moulding in dark grey (can be painted deep red if desired). Body, strapping, doors—yellow. Fyffes trade mark in white on oval deep blue background. "BANANAS", deep blue with white shading.

(S) R-72F .. Each 16/9

'CONFLAT' WAGON

The Container wagon adds more colour and interest to your trains. For use with the following containers. Red Oxide body, white lettering. Chain pockets and other details.

(S) R-64 ... Each 12/9





SALT WAGONS

The popular Salt Wagon series—originally introduced many years ago, but now with super detailed moulded roofs, improved embossing and new names.

I.C.I. SALT DIVISION


Roof moulding in dark grey. Body, doors and strapping, mid-blue. White lettering throughout.

(S) R-581C .. Each 16/9

UNION SALT

Roof moulding in dark grey. Body, doors and strapping, light grey with white lettering. UNION SALT letters only, shaded black.

(S) R-58US .. Each 16/9



23

OO/HO



CONTAINERS

A beautiful printed series of card kits in authentic colours with strapping and rivet detail. For use with Peco 'Con-flat'—and any suitable rail or road vehicle. Strong, yet light in weight thus enabling long trains to be run.

SILVER CROSS (P12)

Complete body deep blue with white lettering throughout—SILVER CROSS only shaded black. Union Jack emblem printed in its natural red, white and blue colours. Grey roof. (Page 22)

R-66SC .. Each 10/6

BRITISH RAIL (P12)

Body in bauxite overall. White lettering on black for instruction panel. White and black B.R. insignia. White "door-to-door" lettering. Grey roof. (Page 22)

R-66BR .. Each 10/6

I. C. FUZZEY LTD. (P12)

Body, lettering and lining—brown and cream. Grey roof.

R-66F .. Each 10/6

LYONS TEA (P12)

Body, dark blue. Lettering and corner strapping, white.

R-66JL .. Each 10/6

CROSSE & BLACKWELL (P12)

Body, dark brown. Bold lettering and trade mark, white shaded red, other wording, cream.

R-66C .. Each 10/6

RALEIGH CYCLES (P12)

Body, bright green. Lettering and trade mark, yellow.

R-66R .. Each 10/6





TANK WAGONS

Another "first" in the famous Wonderful Wagon range—the tank wagon series. Super detailed plastic moulded kits incorporating every possible detail, including metal stay wires. Made to fit on the existing 10 ft. Wonderful Wagon chassis—but with a new solebar appropriate to tank wagons. With transfers.

ESSO



Silver tank, "ESSO" in red, oval blue surround. Lettering and insignias black. Black moulded chassis—solebars can be painted deep red if required.

(S) R-74E ... Each 14/9

SHELL

Special grey tank, "SHELL" only in red on yellow oyster shell background. All remaining lettering and insignias in black. Black moulded chassis gear.

(S) R-74S ... Each 14/9



ROADRAILER KITS

"The Prototype in Miniature" is the best way to describe these detailed moulded models of the Roadrailer unit, developed by the Pressed Steel Company for British Rail. The kits open up an interesting aspect of railway operation on the layout with the special depot for quick changeover from road to rail and vice-versa. The Vans have operating interchange road/rail wheels whilst the A.E.C. Mandator, though static, can be motorised with one of the small Mincin chassis. Provision is made on the Adaptor Bogie for attaching either Peco or Triang type couplings.

KIT No. 1 (S)

Complete boxed kit to make Road Tractor, Adaptor Bogie and Van, with detailed instructions. R-101 ... Each 5/-


KIT No. 2 (S)

Roadrailer Van only with full instructions. Can also be adapted for other road and rail uses. R-102 ... Each 2/-

KIT No. 3 (S)

Parts for Road Tractor and Adaptor Bogie. Full instructions. R-103 ... Each 3/-

(These kits can also be used to make container lorries, etc.)



PECO ROLLING STOCK ACCESSORIES

UNDERFRAME KITS (9 ft. and 10 ft.)

When constructing your own wagons, you can enjoy the same chassis refinements that all the Wonderful Wagons have by using the Peco underframe kits. All the gear is included—Detailed moulded solebars; axle guard brackets;

9 ft. Underframe Kits (P6)
With detailed wooden type solebars.
R-37 ... Each 5/3

FITTED SET KIT

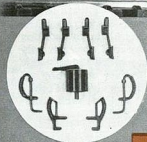
When wagons are used in fast freight, regulations stipulate that they must be fitted with vacuum brakes and steam pipes. Now Peco provide a detailed moulded kit containing all the essential visual parts—two vacuum pipes, two

axle boxes with springs; brake units and separate levers; buffer beams with metal buffers; easily assembled.

Two types are available, suitable for all wagons with 9 ft. or 10 ft. wheel-bases and 3 ft. 9 ins. overhang.

10 ft. Underframe Kits (P6)
With steel type solebars.
R-38 ... Each 5/3

steam pipes, vacuum cylinder, four extra brake shoes on hangers, all ready for fitting on your wagons which are provided with the necessary holes. Beautifully moulded in black unbreakable plastic, complete with instructions.
(P6) R-28 ... Set 2/6



25

00/HO

SIMPLEX AUTO-COUPLER

The universal coupler suitable for fitting to all types of locomotives and rolling stock. Neat, simple in design with only one moving part, eliminating return springs, weights or other attachments. Trains can be pushed with confidence over the most complicated trackwork without fear of buffers interlocking.

The coupler is mounted underneath the buffer beam thus avoiding the need to cut or disfigure the beam in any way. Can be used in conjunction with Hornby, Playcraft and Trix products.

Coupler complete with Bracket. (P12) R-1 ... Pair 2/4
Coupler hook only. (For Airfix and other kits)
(P12) R-2 ... Pair 1/6

For decouplers see page 18.

INSULAXLES

Used for insulating metal wheels for 2-rail operation. Blackened metal axles with domed ends to BRMSB standards. Suitable for all inside and outside bearing rolling stock. Not suitable for locomotives.

Type A/C for 00/HO gauge. (P6) R-5 ... Pair 2/-
Type B/D for EM gauge. (P6) R-6 ... Pair 2/-

NYLON WHEELS

Superb wheels and axles moulded integrally to gauge, from special hard friction-free plastic, making them the ideal wheels for 2-rail operation. Pointed axles and smooth contour between tyre and flange result in quiet, trouble-free running.

SPOKED WHEELS

Reproductions of the typical fine spoked wagon wheels.
(P12) 12 mm. Dia. R-22 ... Set 11/1

DISC VAN & COACH WHEELS




True miniatures of the wheels fitted to all modern Goods and Passenger stock. (P12) 12 mm. Dia. R-24 ... Set 1/11


WASHERS

Made of fibre, for placing between wheels and axle boxes. Type 00/6 for 00 and EM rolling stock axles.
(P12) R-8 App. 50 ... 1/9
Type 00/08 for 00 driving axles and 0 gauge rolling stock.
(P12) R-9 App. 50 ... 1/9

BEARINGS

Hollow brass stampings specially made for use with Peco Nylon pointed axles. Can be inserted into most axle boxes, giving friction-free running. (P12) R-30 App. 50 ... 1/9





COACH INTERIOR KITS

These kits have been produced to add that extra realism to 00 gauge coaches. Due to producing them by printing process on quality card, they not only have the advantage of full and authentic colour detail, but they are strong yet light in weight adding very little to the load. The detail includes such acces-

sories as luggage racks, magazines, papers, some passengers and luggage to adorn the seats—to say nothing of the necessary fittings for the toilet compartments!

The four kits were originally produced to fit Kitmaster coaches but can easily be adapted to suit other coaches, or for substituting the plain coloured moulded interiors.

The simple, straightforward assembly is fully explained by the detailed

instructions. There is a compartment interior for each type of corridor coach and an alternative open saloon for the corridor second.

Corridor Composite

(S) No. 13 ... Each 2/6

Corridor Second


(S) No. 14K ... Each 2/6

Corridor Open Second

(S) No. 14SO ... Each 2/6

Corridor Brake Second

(S) No. 15 ... Each 2/6



00/HO

26

CONVERSION KITS

With these kits, the conversion of Triang 00/HO rolling stock for running on prototype true-scale track or with the Hornby-Dublo system, can be carried out in a matter of minutes. Just pull out the Triang axle pins, replace with the Peco wheels; then remove the couplings and fit the Peco-Simplex couplers.

KIT 1 4 large wheels (12 mm. dia.) and 2 couplers with brackets. For 4-wheel goods stock. (P6) R-41 ... 2/11


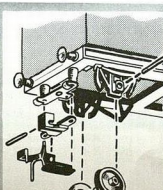

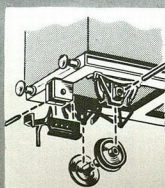
KIT 2 8 large wheels (12 mm. dia.) and 2 couplers with brackets. For British passenger stock. (P6) R-42 ... 4/3

KIT 3 8 small wheels (10 mm. dia.) and 2 couplers with brackets. For British goods bogie stock and Transcontinental stock. (P6) R-43 ... 3/9

KIT 4 2 couplers with brackets only. (P6) R-44 ... 2/-

KIT 5 8 large wheels (12 mm. dia.) only. (P6) R-45 ... 3/3

KIT 6 8 small wheels (10 mm. dia.) only. (P6) R-46 ... 3/-






00-9 gauge

The photograph shows a corner of a typical narrow gauge layout full of quaint atmosphere. It also illustrates how interesting little scenes of "activity" can be incorporated to bring it to life.

27

00-9



00-9 Jeanette—actual size—against a 00 standard gauge loco.

The narrow gauge has a fascination all of its own and offers endless possibilities especially to the scenic modeller where the opportunity to use skill and imagination can be employed to the full. Since sharp radius curves are the rule rather than the exception, it also has the advantage that a 00-9 system can, if necessary, be built in the minimum of space to either add an interesting feature to your existing main line 00 layout or as a complete realistic system of its own. There are attractive locomotives, ready to run, or in kit form, items of rolling stock, many accessories and authentic flexible trackage all available at reasonable prices. 00-9 has a track gauge of 9 mm (but should not be confused with N gauge) and a scale of 3.5 or 4 mm to the foot and is thus correct to use with HO or 00 gauge model railways since it is to the same scale.

PECO STREAMLINE

... The British International trackage system for 00-9 is acclaimed to be the most perfect and realistic narrow gauge track ever produced with its wood grained random sleepering so typical of the narrow gauge world and known as the "crazy track". It sets a new standard of excellence - the track that is already flexible, with a detailed unbreakable plastic base and points completely wired ready for use, with over-centre spring needing no separate point levers. Peco Streamline provides complete freedom of layout design, the CODE 80 rail used allows all makes of 00-9 equipment to be run giving the modeller a choice of stock including. Minitrains, Jouef, Egger-Bahn - and Peco! The Peco Streamline 00-9 system is described on the following pages.

PECO *STREAMLINE*

TRACK—NARROW GAUGE

An ingenious quaint looking track beautifully moulded in unbreakable plastic with wood grain finish and neat prototype rail fixings on the random sleeper. Supplied in 18" lengths using Code 80 nickel silver rail.

(C25) N/Silver. SL-400X .. 18"—3/11

DECOUPLER


A most useful item for installing at terminals and sidings for decoupling locos or stock.

(C66) SL-430 .. Pair 3/9

WAGON TURNTABLE

An item often found in the narrow gauge world. For example quite a number were used on the quaysides at Portmadoc for transferring ships to the ships. All plastic moulding, incorporating fine detailed graining.

(C66) SL-427 .. Each 2/6



POINT LEVER

A detailed non-working point lever to add realism to the layout. Can also be used for 00/H0 sidings point (see Page 16).

(C46) SL-428 .. Pair 2/6

BUFFER STOP

Super detailed wood grained buffer stop typical of the bolted together sleeper type. The rail ends locate in the uprights.

(C46) SL-440 .. Pair 2/3

METAL RAIL JOINERS

For connecting rail ends together providing perfect mechanical and electrical bonding.

(C412) SL-310X .. 24—2/6

GRANULATED CORK BALLAST

Coloured cork granules for laying between the random sleepers—mix with a suitable adhesive such as Lepages white glue for this purpose. (See Miscellaneous Section.)

(S) IL-40 .. Bag 3/9

INSULATING RAIL JOINERS

Moulded in plastic for joining rail where no electrical continuity is required.

(C412) SL-311 .. 12—2/3

TRACK FIXING PINS

Blackened brass pins $\frac{1}{8}$ " long for fixing Streamline trackwork to wood fibre baseboards.

(C412) SL-14 .. app. 1-oz.—2/4

RAIL CLEANER

An abrasive rubber block for cleaning rail surfaces ensuring good electrical contact.

(C66) SL-37 .. Each 2/4

BALLAST ADAPTOR SLOPES


(Illustrated on Page 18 of 00/H0 section.) Cork slopes for commencing gradients.


(C43) SL-32 .. Pair 3/6

COUPLER

Produced for those who wish to build their own narrow gauge stock. Made also to fit the N gauge wagon chassis which can be used for Narrow gauge underframes (see Page 9).

(P12) GR-101 .. 2 Pairs 2/3





POINTS—RIGHT AND LEFT HAND

Superb points—carefully designed to feature the authentic random sleeper arrangement to match the track and incorporating all the excellent features of the Peco Streamline standard gauge points. They are completely self-contained units ready for immediate use—integral over-centre spring for positive smooth action, no separate hand levers required and for remote control the Peco point motor can be mounted underneath to maintain prototype appearance, or at the side (see page 17).

Right Hand Point—9" Radius

(S) SL-491X .. Each 13 11

Left Hand Point—9" Radius

(S) SL-492X .. Each 13 11

Angle: 22°

Length: 4" (102 mm.)

(Squares represent 1 inch (25.4 mm.))



NARROW GAUGE WAGONS

Modellers who wish to construct narrow gauge wagons of their own design should refer to page 9, as the N gauge wagon underframe and wheels can be used for this purpose when used in conjunction with the couplings on page 28.

Also, on page 32, the plastic bodies from the TT-3 wagons can be employed to represent narrow gauge stock mounted on the above chassis.



LOCOMOTIVE BODY KITS


Narrow Gauge belongs to a world of its own, free from mass organisation and, thanks to various Preservation Societies, they are once again an added attraction to the countryside as the trains busily trundle through woodlands, along precipitous ledges and across fields.

"Jeanette" and "James" are modelled on typical examples of locomotives to be generally found on the narrow gauge, they possess a charm and character that reminds the railway enthusiast of the "good old days". Both models are particularly suited for layouts incorporating winding mountainous areas for they start-on and climb 1 in 12 gradients with ease—and carrying a worthwhile pay load too! These two Peco "J" class narrow gauge loco bodies can be easily assembled from the accurately moulded white metal parts and are designed to fit over the smooth running, powerful Arnold N gauge 0-6-0 Mk. II chassis. By the easy removal of the centre driving wheels either loco can become an attractive 0-4-0—adding variety to the layout.

"Jeanette" Loco Body Kit (S) GL-1 .. Each 34/6

"James" Loco Body Kit (S) GL-2 .. Each 34/6






TT-3 gauge

An ideal size for the real Do-it-Yourself enthusiast. TT-3 has a track gauge of 12 mm. and a scale of 3 mm. to the foot for British prototypes and 2.5 mm. for Continental, and is thus three-quarters the size of 00. Since it offers some space advantages, while the individual models are sufficiently large for super detailing, it is often used not only by the home enthusiast but also for Exhibition layouts. The range of locomotives and rolling stock is by no means so extensive as 00, but ample are available in ready to run and kit form. 12 mm. gauge also offers possibilities in the Narrow gauge field. There are a number of excellent kits of locomotives and items of rolling stock for this size.



30

TRIPLE TYPE POINTS



PECO SPIKED TRACK

TRACK PACKS

Making your own track the PECO Spiked way is lots of fun. There is no tedious cutting, no tricky curving, the Readiflex Sleeper Units with the sleepers already spaced gauge your rails as you spike them to your wood fibre insulation board base. What could be easier—and you have done it yourself! The sleepers are "scaled to match the rail" presenting the ultimate in scale track realism. The track packs are available with a choice of Treated Steel or Nickel Silver rail. The "Twin Pack" contains sufficient rail, sleeper bases and spikes for two yards of track, making it extremely economical.

Standard track—Treated Steel rail—

(S) TT-1. 4-18" lengths . . . 9/-
(i.e. 4/4½ per yd.)

Super track—Nickel Silver rail—

(S) TT-1X. 4-18" lengths . . . 13/3
(i.e. 6/6 per yd.)

Track Sample TT-S

.. Each 9d.


POINT KIT—TRIPLE TYPE

With the Peco Spiked track system it is not only the track that is flexible, the points are as well. This is a tremendous advantage for there is no need to decide whether you require right or left-hand, straight or curved, or even Y points—the one Triple Type Point Kit suits all—as the illustrations on the left indicate. You fit Peco spiked points to your layout, not the layout to your points. If your requirements change after you have laid a point you just pull out the spikes and re-lay—it's as easy as that!

These points are made to such a length that two, when placed together form a crossover (see illustration).

The kit includes machined points, point blades and a hard plastic frog, wingrail and checkrail unit which ensures accurate assembly. The blades and closure rails are located in slots while the stock rails are positioned by the checkrails.

N/Silver—Nom. 19" Rad. (S) TT-25X. . . Each 10/-



RAIL BUILT BUFFER STOP (B12)
A super detailed model of the rail built buffer stop complete even to the lamp. Fits on to any make of track. Moulded in black unbreakable plastic. Three easily assembled parts. **IL-24** .. Each 1/9

UNILEVER (P6)
For the hand operation of Peco Spiked Points and others, spring loaded universal throw. Diecast body, brass lever. Complete kit including connecting wire. **IL-26** .. Each 3/3

BALLAST UNDERLAY
Plain cork strips $\frac{3}{8}$ " thick which when roughened and coloured give perfect ballast effect. Supplied in straight and curved units 2" wide. For TT-3 single track cut to $1\frac{1}{2}$ " wide, for double track use $1\frac{1}{2}$ strips.

Straights—9" long (P6) **IL-41**. Pkt. of 12 .. 3/3
Curves 18"—20" Rad.—9" long
(P3) **IL-43**. Pkt. of 8 .. 3/3
Curves 23"—25" Rad.—9" long
(P3) **IL-45**. Pkt. of 8 .. 3/3
Curves 35"—37" Rad.—9" long
(P3) **IL-47**. Pkt. of 8 .. 3/3



PECO ROLLING STOCK ACCESSORIES

Peco Wonderful Wagon components are ideal for use when constructing special wagons and are offered separately for this purpose.

ANITA COUPLINGS (P12)
Provides closer coupling when fitted to Triang stock, saving $\frac{3}{8}$ " between vehicles which amounts to one wagon length in a train of twelve. Moulded in black unbreakable nylon.

S-1 .. Pair 1/6

SPOKED WHEELS (P12)
Finely detailed spoked type. The smooth contour between tyre and flange ensuring quiet friction and trouble free running. Moulded in black unbreakable nylon, wheels and axle in one piece.

S-2 .. Per Set (2) - 1/11

SOLEBARS (P6)
Used in conjunction with the spoked wheels, provides for an exceptionally

BALLAST SLOPES (Cd3)
A tapered cork underlay ideal for starting gradients. 2" wide, 9" long. Two per packet. **SL-32** .. 3/6

RAIL JOINERS—METAL (Cd12)
For joining ends of rail, providing perfect alignment and electrical bonding. Nickel silver. **SL-10X** .. 24—2/6

INSULATING RAIL JOINERS (Cd12)
For connecting ends of rail when an insulated join is required, i.e. for sectionalising track. Moulded in unbreakable plastic. **SL-11** .. 12—2/3


RAIL CLEANER (Cd6)
An abrasive rubber block for cleaning rail surfaces, ensuring good electrical contact. **SL-37** .. Each 2/4

Rolagauge, Contact Springs, Glues and other useful accessories, together with fine scale track components—see section commencing page 35.



31

TT-3



fine running vehicle. Finely moulded with every possible detail. Includes separate brake hangers and brake lever. In black unbreakable plastic. **S-30** (9 ft. wheelbase) .. Pair 2/-
S-31 (10 ft. wheelbase) .. Pair 2/-


WONDERFUL WAGONS
(See over)

'CONFLAT'
An accurate scale model of the well known 'Conflat' wagon used for Container traffic. Red oxide body and chain pockets, white lettering. Specification as on page 32. (S) **S-74** .. Each 6/9

BRITISH RAIL CONTAINER
Body in bauxite overall. White lettering on black for instructional panel. White and black B.R. insignia. White "door-to-door" lettering. Grey roof.

(P12) **S-75** .. Each 1/3





PECO WONDERFUL WAGONS

The famous Peco Wonderful Wagons provide the last word in scale realism for TT-3 gauge. The private owner series have moulded finely detailed underframes, casted plastic wheels, nylon couplings die cast metal bodies with printed embossed colourful overlay sides. The modern series have the same underframes but with moulded plastic bodies. Supplied in kit form the assembly is simplicity itself.

(See also page 31)

MODERN SERIES (S)

GOODS VAN. Fully detailed with corrugated ends, also suitable for L.M.S. and L.N.E.R. Body grey with white roof. S-64 .. Each 6/9

MINERAL WAGON. Open steel type with end and side doors. Body grey. S-65 .. Each 6/9

CATTLE WAGON. Incorporating a wealth of detail. Also suitable for G.W.R. Body brown with white roof. S-66 .. Each 6/9

LOW SIDED WAGON. Low drop side open steel type. Also suitable for Engineering Department. Body grey. S-67 .. Each 6/9

LOW SIDED 3-PLANK (S)

S.R. Body brown, lettering white. S-62S .. Each 7/9

G.W.R. Body dark grey, lettering white. S-62G .. Each 7/9

L.M.S. Body light grey, lettering white. S-62L .. Each 7/9

L.N.E.R. Body bauxite red, lettering white. S-62NE .. Each 7/9

B.R. (Unfitted Stock). Body medium grey, lettering white on black panel. S-62BG .. Each 7/9

B.R. (Fitted Stock). Body red oxide, lettering white. S-62BR .. Each 7/9



TT-3

32



PRIVATE OWNER SERIES

COAL WAGON 7-PLANK (S)

CLIFFE HILL GRANITE. Body and all strapping bright red. Corner plates and solebars black, lettering white. S-54CH .. Each 9/9

BADDESLEY. Body, all strapping, corner plates and solebars, black. Emblem on doors white. Lettering white, shaded green. S-54B .. Each 9/9

KINGSBURY. Body mid green. Corner plates, vertical strapping and solebars, black. Lettering white. S-54K .. Each 9/9


MINERAL WAGON 5-PLANK (S)

JOSEPH COLE. Body and all strapping chrome yellow. Corner plates and solebars black. Lettering black. S-70JC .. Each 8/9

MENDIP MOUNTAIN QUARRIES. Body and all strapping dark grey. Emblem on doors red with white markings, corner plates and solebars black. Lettering white. S-70M .. Each 8/9

See also new 'Conflat' wagon and Container on previous page.






0 gauge

The extreme realism of Peco Streamline fine scale 0 gauge track is shown in this illustration.

33

0 GAUGE



0 gauge—the original popular sized model railway, and to many, the only size!—for every possible detail can be incorporated in both locomotives and rolling stock.

The size lends itself for maximum realism of operation and, although often restricted by limited space within the house, is ideal for use in the garden entirely or, as is often the case, with the terminus arranged in a shed or garage. There is a limited range of ready-to-run locomotives and rolling stock, but an extensive range of accessories and kits, together with many quality hand-made models which are available.

0 gauge, with a scale of 7 mm. to the foot, has a track gauge of $1\frac{1}{4}$ in. or 32 mm. and standards from very coarse to fine are in use, however fine scale is now almost universally accepted and modern products conform to these standards.


PECO STREAMLINE

TRACK—WOODEN SLEEPER TYPE

“The real thing in miniature”—is the true description of the Peco Streamline 0 gauge track, for it possesses every possible detail just like the prototype—scale size chairs, complete with square head fixing bolts and simulated wood keys, unbreakable plastic sleepers finely wood-grained to give a true timber appearance, Nickel Silver or Treated Steel bullhead type rail to exact scale dimensions, results in Peco Streamline being the finest ever 0 gauge track produced. Each already flexible yard contains 56 sleepers and is suitable for fine scale or Triang wheel standards.

Track—Nickel Silver rail—Supplied in yard lengths
(C12) SL-700X ... 14/9

Track—Treated Steel rail—Supplied in 18" lengths
(C29) SL-700TS ... 4/9



POINTS—IN PARTS


Point making in 0 gauge has been made a simple operation with the Peco Streamline accessories illustrated and listed below. All the parts necessary to make pointwork that will match exactly the high degree of detail in the track, are available separately. These accurate, fully detailed accessories provide complete versatility when building formations that suit the needs of your layout.

RUNNING RAIL CHAIRS (Cd6)

Also used for check rails, beautifully moulded in brown plastic, complete with dummy key and fixing holes.
SL-702 .. Pkts of 100—6/9

SLIDE RAIL CHAIRS (Cd6)

Used at the toe end of the point to enable the blades to slide, moulded in brown plastic.
SL-703 .. Pkts of 50—6/9



READY ASSEMBLED POINTS

Standard radii Right and Left hand points ready to use, with similar specifications to Peco Streamline 00/HO, are in course of preparation

and will be available later—watch for our further announcements in the Railway Modeller and other model magazines.

0 GAUGE

34

POINT SLEEPER (Cd6)

6 $\frac{1}{2}$ " long—Each sleeper individually finished with attractive wood grain effect to give the sleepers a true timber appearance. Can be readily cut to lengths required.
SL-701 .. Pkts of 20—5/9

PINS (Cd12)

$\frac{3}{8}$ " long—Blackened brass, for fixing chairs.
SL-14 .. App. $\frac{1}{2}$ oz. 2/4

RAIL (S)

Code 124—Bullhead Section—Nickel Silver.
SL-704X .. Bundles of 6 yards—16/3

RAIL (S)


Code 124—Bullhead Section—Treated Steel.
SL-704TS .. Bundles of 12-18" lengths—6/9


RAIL JOINERS (Cd12)

Nickel Silver. For connecting rail ends together providing perfect mechanical and electrical bonding.
SL-10X .. Pkt of 24—2/6

INSULATING RAIL JOINERS (Cd12)

Moulded in nylon for joining rail where no electrical continuity is required.
SL-11 .. Pkt of 12—2/3



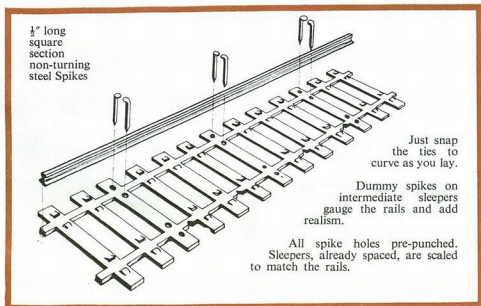


Track Components -for all gauges

By making it yourself, the trackwork can be designed to suit your own individual requirements. A section of trackwork built from Peco Individulay Components in 00 gauge.

35

**ALL
GAUGES**

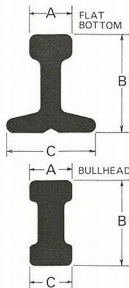


PECO *INDIVIDULAY*

The extensive range of Peco Individulay track components listed over enable the Do-it-Yourself enthusiast to construct standard gauge trackwork to his individual requirements whether it be for 000, N, TT, H0, 00, EM or S model gauges. Even Narrow gauge is catered for 9, 10.5 and 12 mm., thus the choice and variety can be varied endlessly. While track made from separate parts must of necessity take considerably longer to lay

than the already assembled variety it does give complete freedom of design so that for example points and crossings can be built on curves and to suit any particular wheel standard. An Instructional leaflet is provided giving the basic principles of Peco Individulay, but it should be pointed out that this system is not really for beginners but for the more experienced advanced model railway enthusiast.

Illustration on the left shows track construction with Readiflex Sleeper Units, F.B. rail and spikes. Available for TT-3 and 00 gauge.



INSTRUCTIONAL

... covering general methods of track construction for all gauges ... Available later.

RAILS—Scale correct sections to prototype profile in Nickel Silver, Brass and Treated Steel. Genuine Peco rails are only supplied in wrapped bundles for protection.

F.B. SECTIONS (S)

Code 65 Nickel Silver
(A = -033°, B = -065°, C = -055°)
IL-3X. 12-18" .. 8/9

Code 80 Nickel Silver
(A = -025°, B = -080°, C = -055°)
IL-4X. 6 yards .. 9/-

Code 95
(A = -039°, B = -095°, C = -090°)
Treated Steel IL-1. 6 yards .. 5/-
Nickel Silver IL-1X. 6 yards .. 11/-

Code 100
(A = -041°, B = -100°, C = -090°)
Nickel Silver IL-5X. 6 yards .. 12/-
Brass IL-5B. 6 yards .. 10/-

Code 125
(A = -039°, B = -125°, C = -090°)
Treated Steel IL-2. 6 yards .. 6/3
Nickel Silver IL-2X. 6 yards .. 12/-

BULLHEAD SECTION (S)

Code 95
(A = -039°, B = -095°, C = -039°)
Nickel Silver IL-7X .. 10/-

Code 124
(A = -060°, B = -124°, C = -073°)
Treated Steel SL-704TS .. 6/9
Nickel Silver SL-704X .. 16/3

RAIL FIXINGS (P6)

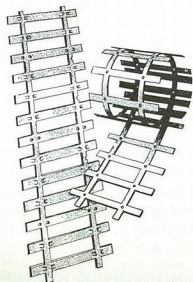
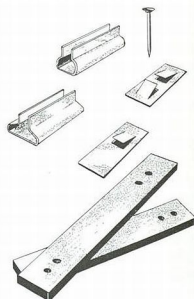
Rail Nails (Brass for soldered track construction) IL-11 .. App. 500-3/9
Base Plates Fibre R.R. for use with Code 95 or 100 rail. IL-10 200-3/6
Base Plates Fibre Slide Rail for use with Code 95 or 100 rail. IL-12 100-3/-
Spikes for fixing rail, square section non-turning. IL-13 .. App. 1 oz.-3/3

FISHPLATES (P12)

For Flat Bottom rails—Code 95, 100 and 125. Also Bullhead Code 124.
Scale length—Nickel Silver.

IL-20X .. 25-2/4
For Bullhead rail—Code 80 and 95.
Scale length—Nickel Silver.

IL-21X .. 25-2/4



SLEEPERS (P6)

Plastic sleepers with chairs to match Streamline 00.

IL-29 .. App. 100-3/-
1/8" thick Fibre 00/H0

IL-30 .. Pkts 200-3/9
4 holes—for use with Spikes, Rail Nails and Baseplates.

SLEEPER UNITS (P3)

Readiflex—made from 1/8" thick fibre. 4 1/2' long as used in spiked track.
Narrow gauge 16-5 IL-33 .. 24-7/9
TT Universal IL-34 .. 24-6/9

TIED SLEEPER STRIPS (P3)

To fine scale sleeper size and spacing in black fibre.
TT Fine Scale IL-35 .. 4-18"-6/3
N or 000 Fine Scale
IL-36 .. 4-18"-6/3

BALLAST UNDERLAY

Plain cork strips 9" long x 1/8" thick which, when roughened with a punched metal strip and coloured with Rail Paint provide an excellent foundation and give perfect ballast effect. Peco Ballast Units also enable you to plan your layout on the baseboard before any track laying is commenced.

1. For Points use a Straight and Curved Strip cut to fit. (Fig. 1)

2. For TT-3 Double Track use one-and-a-half Strips. (Fig. 2)

3. For 00/H0 Double Track use two Strips (Fig. 3). For Single Track 00 use as supplied, H0 cut to 1 1/2" wide, TT-3 cut to 1 1/4" wide. For N Double Track use Single Strip as supplied. For Single Track cut in half.

Underlay Straight
(P6) IL-41 .. 12-9"-3/3

Underlay Curved 18/20" rad.
(P3) IL-43 .. 8-9"-3/3

Underlay Curved 23/25" rad.
(P3) IL-45 .. 8-9"-3/3

Underlay Curved 35/37" rad.
(P3) IL-47 .. 8-9"-3/3

BALLAST SLOPES (C43)

Cork slopes for commencing gradients.
SL-32 .. Pair 3/6

LOOSE BALLAST (S)

Dark grey coloured cork granules.
IL-40 .. Bag 3/9

GLUES

Lepages Impact Adhesive.
(B12) LP-1 .. 2/-

Lepages White Adhesive.
(S) LP-2 .. 4/-

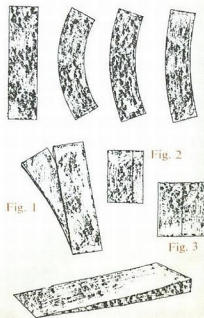


Fig. 1

Fig. 2

Fig. 3

SPECIAL PARTS FOR POINTS

Points and Crossings, Prototype or Universal, to any formation can be constructed by using these separate components.

SLEEPER (S)

$\frac{1}{2}$ "-thick Black Fibre strip for cutting to length as required.

00 and EM size in 18" lengths
IL-37 12-18" lengths .. 2/9
TT size in 18" lengths
IL-38 12-18" lengths .. 2/9

SLEEPER POINT UNITS (P6)

Complete point bases in $\frac{1}{8}$ "-thick fibre.
00 Prototype IL-70 Pkt. of 2 .. 2/9
00 Universal and/or 16.5 mm. Narrow Gauge IL-71 Packet of 2 .. 2/6

POINT LEVER (P6)

"Unilever", the spring-loaded point lever with the Universal throw. Complete with screws, pins and wire.

IL-26 .. 3/3

FROGS (P6)

For Points and Crossings.

TT moulded in nylon for Code 95 rail.

Angle 15° IL-51 .. Each 1/6
Fine scale 00 or TT, die cast in hard metal for use with Code 95 rail.

Angle 13° IL-52 .. Each 1/9
Universal 00, die cast in white metal and plated for use with Code 125 rail.

Angle 11½° IL-53 .. Each 3/-

POINT BLADES (P6)

Stamped from nickel silver to fine limits with tapered ends as used in Peco Streamline points.

00 or TT suitable for Code 95 or Code 100 rail complete with contact springs.

IL-60 2 Pairs .. 3/9

N suitable for Code 80 rail complete with joiners. IL-61 2 Pairs .. 3/9

CONTACT SPRINGS (P12)

For good electrical contact between blade and rail. IL-69 Strip of 30 .. 1/6

TIE RODS (P6)

Made from hard $\frac{1}{8}$ "-thick laminated plastic.

For 00/H0 and EM gauge
IL-65 Pkt. of 6 .. 3/-

For TT and N gauge.
IL-66 Pkt. of 6 .. 3/-

PINS (P12)

For use with Tie Rods and many other purposes. $\frac{1}{8}$ " Brass nickel plated.

IL-14 Pkt. ¼ oz. .. 2/4

MISCELLANEOUS

DE-COUPLER (P3)

There is scarcely any more fascinating or convincing movement than that of marshalling by remote control. The Major Unit resembles check rails when assembled.

IL-63 For 00 and EM .. 4/-

Note

Peco Individulay incorporates systems previously known as Spiked Track in 00 and Minilay in 000 and TT.

ROLA GAUGE (P3)

The gauge that rolls as it goes, precision turned to B.R.M.S.B. standards where applicable and fine scale in Gauge 0.

For N gauge for use with Code 80 rail.
IL-80 .. Available later

For TT-3 and 000 (9.5 gauge) for use with Code 65 rail. IL-81 .. Available later

For 00 gauge for use with Code 95 rail.
IL-82 .. Available later

For EM gauge for use with Code 95 rail.
IL-83 .. Available later

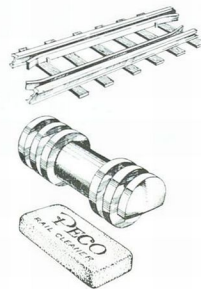
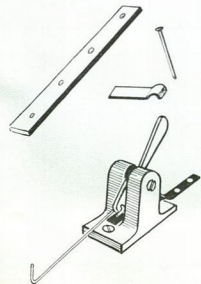


For 0 gauge for use with Code 124 rail.
IL-84 .. Available later

RAIL CLEANERS (C46)

Abrasive rubber block. For burnishing the rails. SL-37 .. Each 2/4

Note

Accessories listed in the Peco streamline sections, such as Rail Joiners, Pins, etc., can also be used with the above.





SK-11 and SK-31

SK-13 and SK-33



SCENIC BACKGROUNDS

A series of four sheets in full colour, three of which consist of country scenes, the remaining sheet being devoted to "cut-out" scenic features for superimposing on main sheets where extra variety is desired. The sheets are "edge-matched" so that any sheet may be joined with the others, at either end, to produce a continuous background.

Four Town and City Sheets will be available later.



	(P6)
Medium 9" x 29"	SK-11 Sht.1 .. 2/3
Medium 9" x 29"	SK-12 Sht.2 .. 2/3
Medium 9" x 29"	SK-13 Sht.3 .. 2/3
Medium 9" x 29"	SK-14 Sht.4 .. 2/3
Small 7" x 22"	SK-31 Sht.1 .. 2/-
Small 7" x 22"	SK-32 Sht.2 .. 2/-
Small 7" x 22"	SK-33 Sht.3 .. 2/-
Small 7" x 22"	SK-34 Sht.4 .. 2/-

Medium recommended for TT and 00, Small for N.



SK-12 and SK-32

SK-14 and SK-34



BRIDGE KITS

Printed in full colour on stout card, these bridge kits make up easily into highly realistic features suitable for any 00/H0 or TT-3 layout and can be used in many ways to span road, rail or river. Apart from use on permanent layouts, the bridges add much interest to portable types using Triang or Trix track, or can even be used in conjunction with Dinky and Matchbox toys, for these purposes approach slopes are included in the Two Arch Kit. The Girder Bridge can also be used with the slopes.

GIRDER BRIDGE



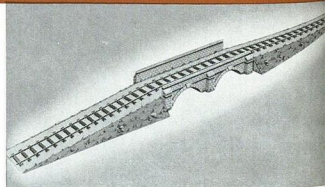
This kit is pre-cut making assembly straightforward. Beautifully detailed—even the "jack arches" are included—this fine model can be made up with high or low abutments. Several kits end to end form an attractive girder type viaduct.

Overall length 7½" (S) Ref. No. SK-3 .. Each 3/3

TWO-ARCH BRIDGE

This popular kit on the "scenic" model railway is easily assembled and can be super-detailed if desired by hand-embossing and using keystones, arches and capping from the "back" to give greater relief.

Overall length 7½" (S) Ref. No. SK-1 .. Each 3/6



PECO PUBLICATIONS

TRACK PLANS

A new collection of layout plans with a difference.

Ref. No. PB-36 .. 2/6

PLANS FOR LARGER LAYOUTS

An invaluable companion to 60 plans giving many examples of fascinating, more elaborate layouts primarily suited to the larger space.

Ref. No. PB-15 .. 2/6

60 PLANS FOR SMALL RAILWAYS

This book provides 60 well tried designs for small spaces.

Ref. No. PB-3 .. 2/6

A HOME FOR YOUR RAILWAY

You can accommodate a layout in even a small home.

Ref. No. PB-22 .. 3/6

STARTING IN SCALE 00

This popular priced booklet has been specially prepared to show the quickest, easiest and most straightforward way of producing a small scale model railway. The method described is one that has been tried and tested by hundreds of enthusiasts over the past ten years with complete success. Over 30 illustrations showing you how to build a layout.



New revised enlarged edition

Ref. No. PB-8 .. 3/6

ROLLING STOCK IN TT.3

In this book Edward Beal, calling upon his long experience in small scale rolling stock construction, shows how easy it is to produce realistic, authentic models in 3 mm. scale. It is fully illustrated by photographs and line drawings, which include many full-size and end elevations of prototype wagons.

Ref. No. PB-21 .. 3/6




39

ALL GAUGES

RAILWAY MODELLER

For the average enthusiast

2s 6d



Free booklet inside
Model railway terminology

RAILWAY MODELLER

BRITAIN'S MOST WIDELY READ MODEL RAILWAY MAGAZINE—WITH THE "LARGEST CIRCULATION"—AMPLE PROOF OF ITS POPULARITY.

The "live wire" of model railway magazines, the Railway Modeller really "shows you how" and keeps you up-to-date with all the latest news and topics in the world of railway modelling. Lavishly illustrated articles by experienced enthusiasts, plus "News Special"—containing up to the minute reviews of the very latest products. Every few months the "Modeller" contains yet another **FREE EXTRA** in the form of an invaluable booklet explaining in detail a particular aspect of the hobby. These booklets given entirely **FREE** in the magazine are also available separately—see list on right.

Railway Modeller. Ref. PB-100.

Price 3/- monthly.

RAILSCENE

A series of booklets illustrating various prototype rail scenes.

Camden	Each 3/-
West Region Midlands ..	RS-2
York	RS-3
Bournemouth	RS-4
Sheffield	RS-5
Capital Approaches (Northern)	RS-6
Birmingham	RS-7

SHOWS YOU HOW BOOKLETS

1. Wiring the Layout .. 1/-
2. Building the Baseboard .. 9d.
3. Planning the Layout .. 1/-
8. Painting the Background .. 9d.
9. Starting with a Train Set .. 1/-
10. Turntables and Traversers .. 1/-
12. Signalling the Layout .. 9d.
13. Modelling the Landscape .. 1/-
16. Modelling Branch Lines .. 9d.
18. Model Railway Terminology .. 9d.
19. Scratchbuilding Simplified .. 9d.





PECO AFTER SALES SERVICE

We are always happy to make the acquaintance of Model Railway enthusiasts, and invite you to call at our Showrooms, where a welcome awaits you, and the opportunity not only to inspect our latest products

but to discuss your layout, track planning or other problems with our experienced staff. Seaton itself is a small, pleasant seaside resort and is easily accessible by road. May we have the pleasure of your company.

IMPORTANT In the interest of the modelling public PECO PROPRIETARY PRODUCTS ARE PROTECTED AGAINST IMITATION BY REGISTERED TRADE MARKS "PECO" AND "PECO STREAMLINE", REGISTERED DESIGNS and numerous patents at home and overseas. Full list of patents and designs, etc., can be seen at Head Office.

All genuine PECO products are branded and supplied in cartons, packets, bundles or labelled. Do not accept loose or unnamed items. All prices shown include the British Purchase Tax. For overseas prices see Price List Column A.

GUARANTEE In accordance with our aim for PECO products to give entire satisfaction every care is taken to inspect components before packing, but should any faulty parts, whether in workmanship or material, be received, you are requested to return them direct to us for free replacement. Please also advise immediately should any discrepancy arise in quantity packed.

This Catalogue cancels all previous issues.

The right is reserved to alter prices and/or specifications of the products without notice should the necessity arise. The Pritchard Patent Product Co. Ltd., Seaton, Devon, England. Tel.: Seaton 542.



OBTAINABLE FROM:

**LOOK FOR THE PECO
RETAILER SIGN**

PECO